

PEOPLE AND PLACES



BRITANNICA DISCOVERY LIBRARY

About the pagination of this eBook

Due to the unique page numbering scheme of this book, the electronic pagination of the eBook does not match the pagination of the printed version. To navigate the text, please use the electronic Table of Contents that appears alongside the eBook or the Search function.

For citation purposes, use the page numbers that appear in the text.

BRITANNICA
DISCOVERY
LIBRARY



PEOPLE AND PLACES

In this book, you will:

discover interesting things about people and places.

learn new words.

answer fun questions.

play a search game.

find more activities at the back of the book.

ENCYCLOPÆDIA
Britannica[®]

CHICAGO LONDON NEW DELHI PARIS SEOUL SYDNEY TAIPEI TOKYO



All around you are the people and places you know.

You know the people in your family.

You know your bedroom and the other rooms in your house.

You have friends and maybe some pets.

You know your neighborhood and lots of fun places to go.

There are so many other people and places to find out about too!

How many people are in your family?

What do you see outside your bedroom window?

What fun places do you like to go?

Let's go to the city!

In big cities, the streets are full of traffic.
The air is filled with noise.

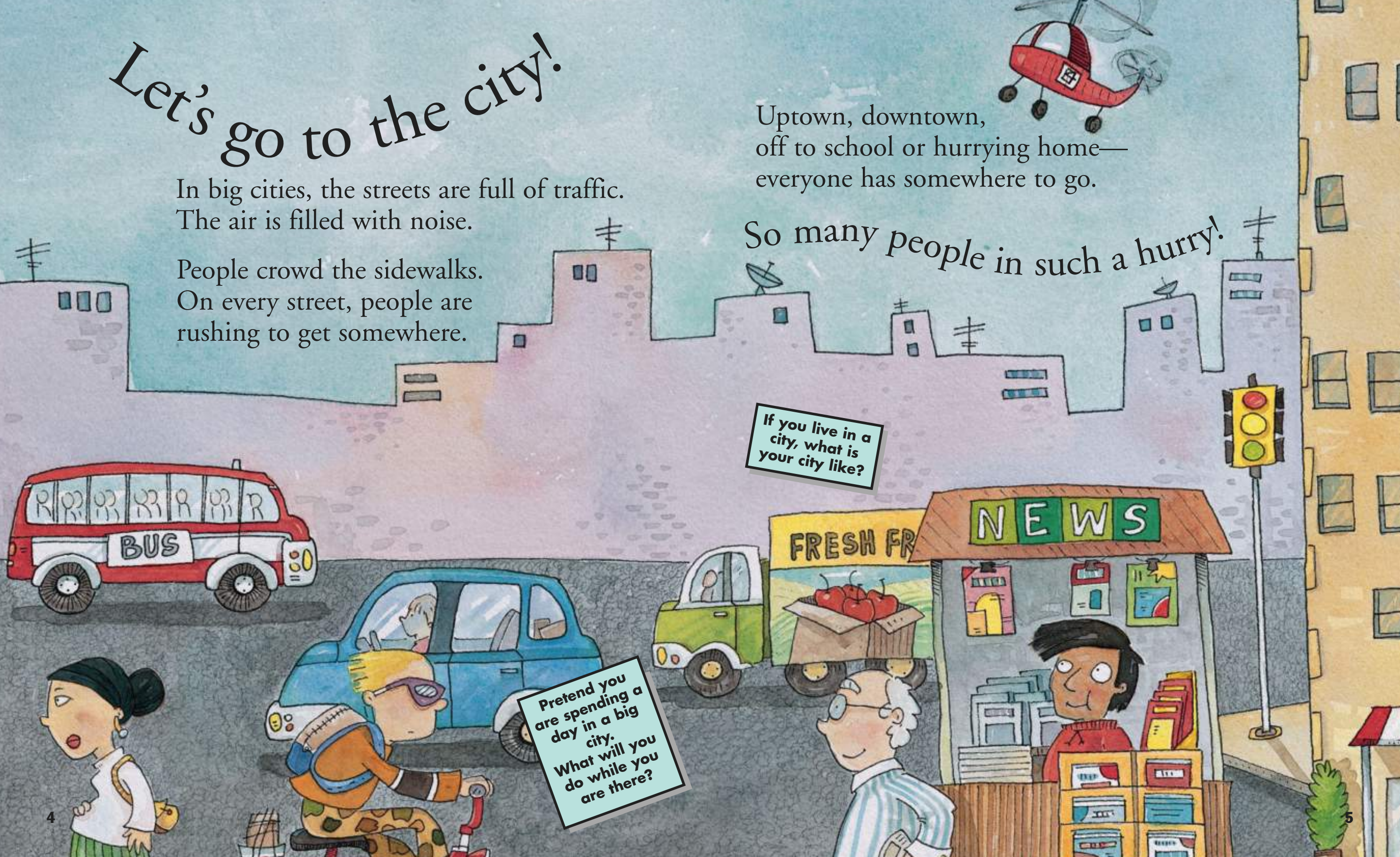
People crowd the sidewalks.
On every street, people are
rushing to get somewhere.

Uptown, downtown,
off to school or hurrying home—
everyone has somewhere to go.

So many people in such a hurry!

If you live in a city, what is your city like?

Pretend you are spending a day in a big city. What will you do while you are there?




People from all over the world come to live and work in big cities.

Many people work in offices and stores. Some build houses or fix cars and trucks.

Some people work as cleaners, drivers, or cooks.

Others are teachers, police, and firefighters. Still others are doctors, dentists, and nurses, who help us stay healthy.

There are so many different jobs a person could do!



What is another job people do in the city?



What job would you like to do?





The city has many fun things to do.

You could visit a **museum**. There, you might see an airplane hanging from the ceiling. Or discover a room full of dinosaur bones!

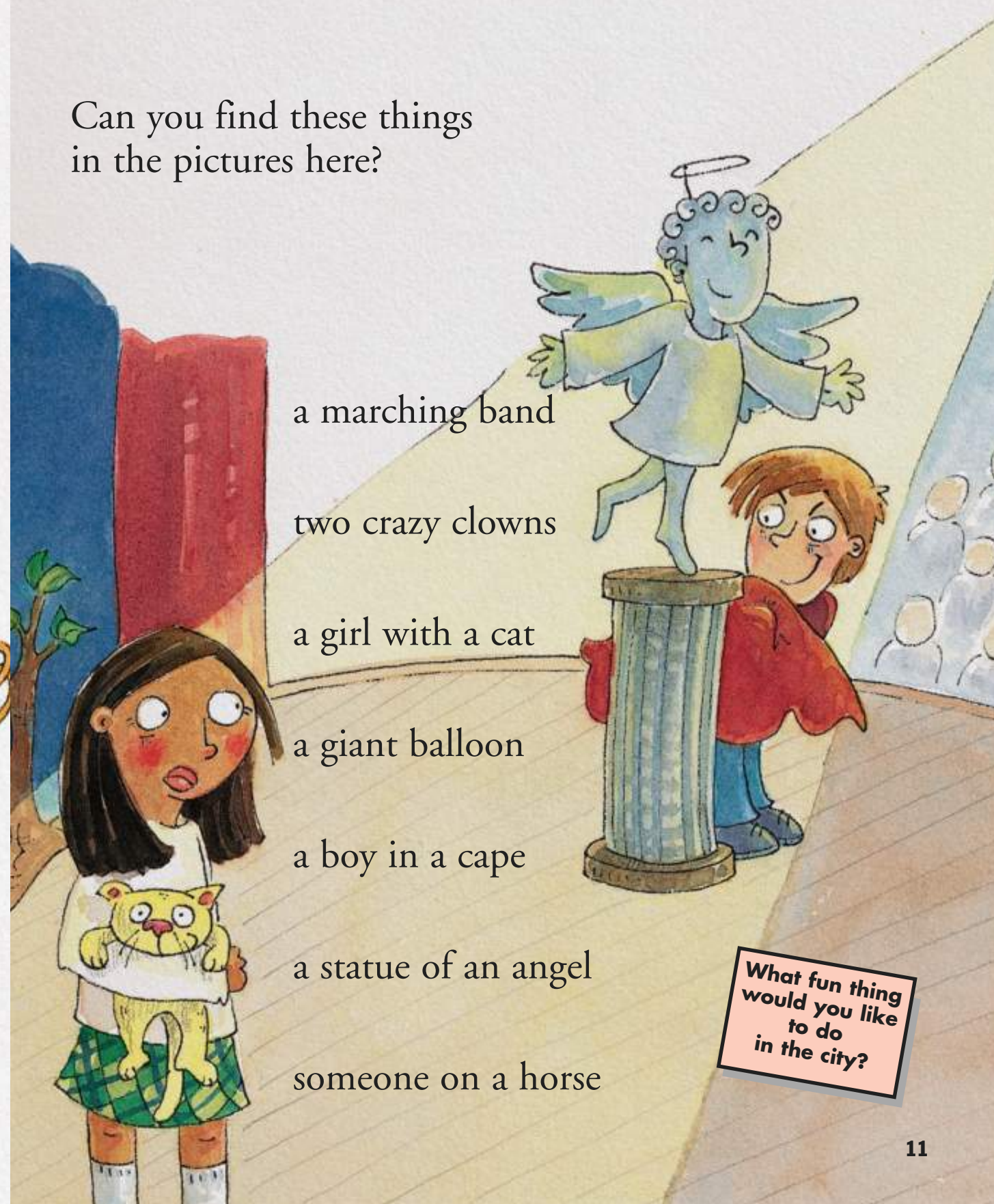
You could look at toys or tools from a long time ago. You might learn a lot about how things work.

You can learn so much at a museum!





You might see a play
or watch a parade
in the city.



Can you find these things
in the pictures here?

a marching band

two crazy clowns

a girl with a cat

a giant balloon

a boy in a cape

a statue of an angel

someone on a horse

What fun thing
would you like
to do
in the city?

Let's visit the country!

In the country, you won't see as many buildings or cars. You might even be able to see the **horizon**.

Outside the city, everything seems more peaceful. The air smells fresh, like flowers and grass.


Pretend you are spending a day in the country. What will you do while you are there?

You might hear a flock of birds all chirping at once. You might even hear the wind.

In the country, you can see
and do lots of things.

You might float in a boat
down a quiet river.

You could chase butterflies
through a field.



Maybe you would ride a pony or feed some ducks.

You might build a fort in the woods...
or climb a mountain.



You might help with these jobs if you visited a farm.

Or you might crawl up in the haystack and take a nap!

Out in the country, you could visit a farm.

Farmers grow the foods we eat. They raise horses and cows, chickens and sheep.

Many people work in the farm fields. Others take care of the animals. Some workers make shoes for the horses.

What would you like to do on a farm?

Let's go to the beach!



At the beach, you can play in the waves.

You could build a sandcastle or hunt for seashells.

You can dig in the sand until you see water.

Or you might cover yourself in sand so only your head is showing!



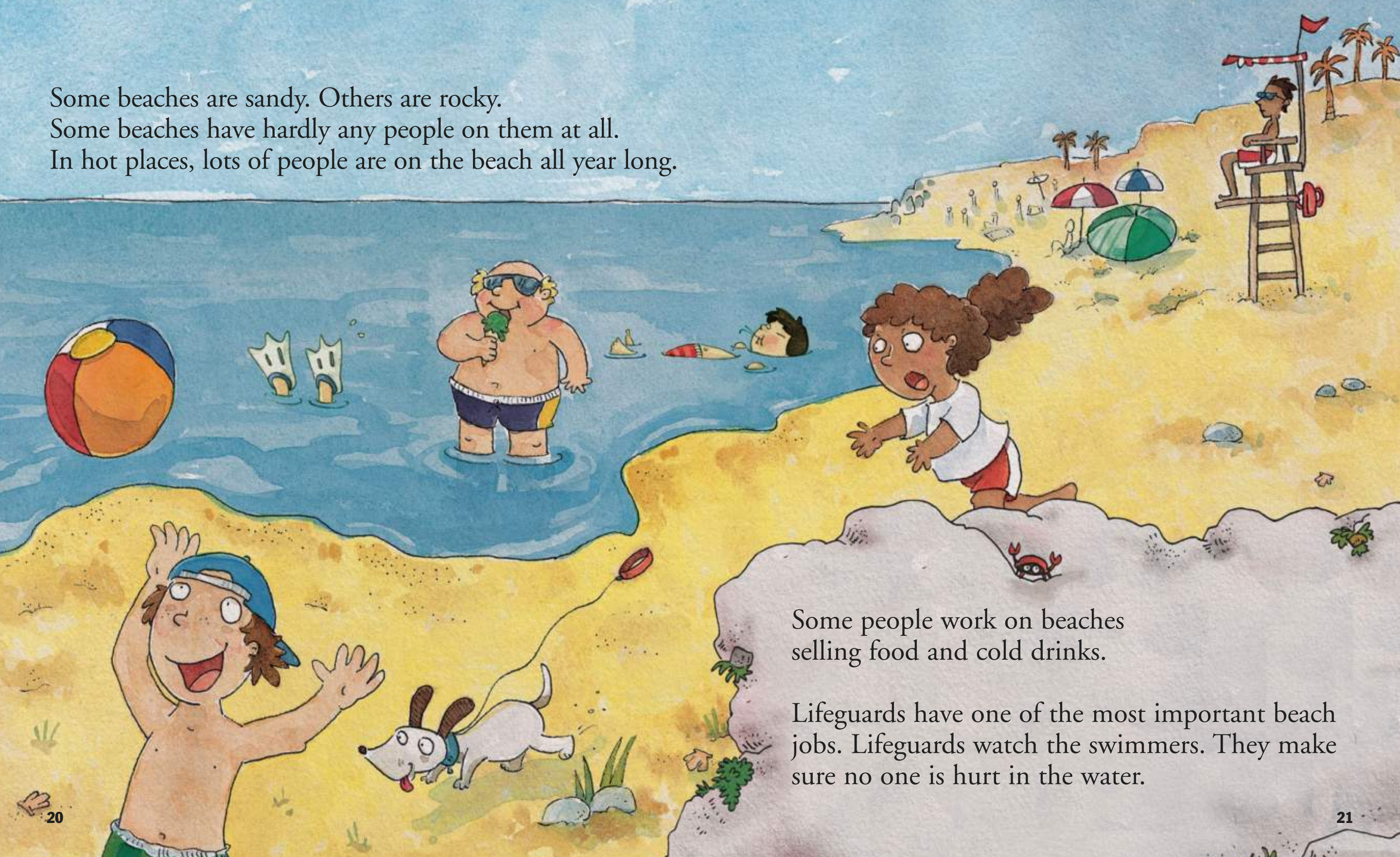
Can you find five seashells in this picture?



It's so much fun to play at the beach!

What would you like to do at the beach?

Some beaches are sandy. Others are rocky.
Some beaches have hardly any people on them at all.
In hot places, lots of people are on the beach all year long.



Some people work on beaches
selling food and cold drinks.



Lifeguards have one of the most important beach
jobs. Lifeguards watch the swimmers. They make
sure no one is hurt in the water.

Let's go for a ride!

When you leave home, how do you get where you're going?

You can walk or ride a bicycle.

You might hop on your scooter or a skateboard.




If you're going a long way from home, you could travel by car or by bus. You might take a train or an airplane—or even a boat!

Let's take a car!

If you take a vacation with your family, you might go in the car.

You'll see so many different things outside the car windows!



Cars help us get to all kinds of places. People go by car to work and school. They drive to the store and to visit friends.

Where do you like to go in the car?

Let's take a bus!

Buses take people almost everywhere. They take us down city streets and shady lanes. They go around the block and then come back again.

Bus drivers wait at the stop to pick people up. They drive people to places near and far. All over the world, bus drivers take children to school too.



Let's take a train!

Trains are a fun way to travel.

A loud bell clangs at the train crossings! The train pulls into the station. Travelers wait to get on the train. A speaker in the station announces the trains that are ready to leave.

Everyone climbs on the train. It's time to go!




Have you ever
been on a
train?

Where did
you go?

The train goes very slowly as it leaves the station. Soon it goes faster and faster. The world rushes by outside!

On the train, the **conductor** will take your ticket.
You will have a seat all to yourself.

Some trains have dining cars. If you get hungry,
you might eat in the dining car.



If you are going a long way, you might sleep
overnight on the train.

When you wake up, you are in a brand new place!

Let's take an airplane!

Buckle up. It's time to fly in the sky!

Taking a trip by airplane is almost like being a bird.

The plane takes off. It goes higher and higher. Soon you are as high as the clouds.

Look out the window. Everything down below looks so small. You can see so far!



On the plane, you might watch a movie.
You might listen to music.



Have you ever
taken a plane?
Where did
you go?



A lot of people work on airplanes. The **pilot** flies the plane. **Flight attendants** bring you things to eat and drink. They make sure you are having a good trip. Airports have many workers too.

Taking a plane is the fastest way to get from one place to another. Before you know it, you're there!

Let's take a boat!


There are so many different kinds of boats to travel in.

You might ride in a sailboat. The wind fills the sails and pushes you silently through the water.

You might take a big ship on a long trip across an ocean.


Ferryboats carry many people on shorter trips. Sometimes ferries carry cars too.

People live on boats all over the world. Sometimes these boats are called houseboats.



Have you ever been on a boat?
What kind of boat was it?

What kind of boat do you like best?



Some Asian houseboats are called sampans. Sampans are sometimes used for fishing too.

Boats are important in all kinds of work.

Big ships bring us things we need from faraway places.

Lots of people work on fishing boats too. They work hard to catch different kinds of fish for us to eat.



Boats, planes, and cars take us far away to new places. But sometimes we can visit a whole new world without going very far at all.

At night when you sleep, what happens?
You dream!

Can you think of a way to travel without leaving home?

Where did you go in your dreams last night?

Dreams take us to places we know. They take us to wonderful places we've never been before too.

Dreaming is a good way to travel.

What about playing pretend? Pretending is a great way to leave behind the places you know!



You are the chief of a rainforest village.



You are a polar bear roaming the North Pole.

You are an explorer following dinosaur tracks in the desert.



You are a mermaid floating peacefully in the sea.



You can take

so many fun trips by pretending!

What do you like to pretend?



Pretend you are all the different things on these pages.

Movies are another way to go somewhere new.

You might sit in a dark theater, or watch a movie right in your own house.

Wherever you are, movies can take you someplace you have never been.

You might visit the world beneath the sea, or watch what happens in a deep, dark forest.



A movie might show you what it's like to be a completely different person!

What was the last movie you saw?


What movie do you like best?

Books are one of the very best ways

Books take us into worlds we don't know.

to discover people and places.

Books give us funny stories and scary stories. We can read sad stories and stories that make us want to try new things.



What kind of stories do you like best?

We can find out almost anything about the world just by reading books!

What do you want to know about people and places far away? The **library** is the place to find out.

You can borrow library books and take them home to read. Then you bring your books back and get new ones.




You might have a shelf of books at home. That is your own personal library.

What is your favorite book?


Some libraries are very little. Others are really big!
But they are all filled with good books.

Once you open a good book, your travels begin.
Off you go to a whole new world.



You don't know what you will find along the way.
You might go anywhere. You might even wish you
could stay in the library and read all night long!



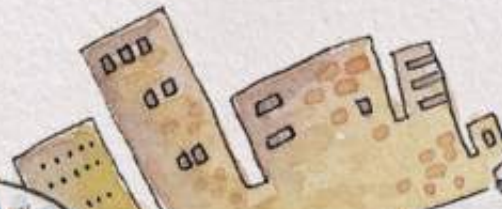


We can take a trip by
boat, plane, car, or train.
We can travel by bicycle,
bus, or scooter.



Books, movies, and playing pretend
can take us all kinds of places too.

Or we can go just on
our own two feet.



There are so many ways to discover the
people and places in our world!





PEOPLE AND PLACES

GLOSSARY

conductor (kun DUK ter) someone in charge of a train, bus, or subway, and who usually collects payments or tickets for a trip



flight attendants (flyt uh TEN dentz) people whose job is to look after passengers in an airplane



horizon (huh RY zen) the line where the sky and the earth appear to meet

museum (myu ZEE um) a building where collections of art, old objects, science discoveries, and many other kinds of information about the world can be seen by visitors

pilot (PY let) a person who steers an airplane or a boat



Fun Ways to Learn about PEOPLE AND PLACES

Fun on the Road

1 Play this game next time you take a trip by car or bus. Before you go, each person playing makes a list of an equal number of things to look for outside, about five to ten in all. Include things like a squirrel, a playground, a flashing red light, someone on a bicycle, a white house, a dog on a leash, or anything you might find along the way.

Now trade lists and go. The first person to spot all the things on his or her list during the trip wins!

Who Am I?

2 Think of all the different kinds of workers you see when you go places, such as shop clerk, firefighter, office worker, farmer, nurse. Write down the names of some of these or ask a grown-up to write them down for you on separate pieces of paper. Or, you could find or draw pictures of different kinds of workers instead of writing the names. Now fold them up so no one can see what they are. Each person playing then picks one of the papers. Taking turns, pretend to be the kind of worker you picked without telling anyone what your job is. How long does it take for someone to guess correctly who you are?

Photo Fun

3 Have you gone anywhere fun recently? Do you have pictures of your trip? Make a frame for one of those pictures to remind you of the place you've been. Measure your selected photograph. Measure and cut out a piece of sturdy poster board or cardboard that is an inch or two wider on each side than your picture. That will be your frame.

Decorate your frame with things that remind you of your trip. You could use a street map of a city you visited or a map of a country you were in. Or, decorate the frame with different souvenirs from your trip, such as ticket stubs, labels, paper restaurant napkins, or programs from events you enjoyed. You could also draw pictures of the place you went or the things you did. Don't put anything important in the center of the frame where the photograph will go. Now glue your photograph in the center of the frame, making sure it doesn't cover something you want to show. Now you can enjoy a trip down memory lane!



Helping Children Get the Most out of the **PEOPLE AND PLACES** Volume

From the moment they are born, children begin to learn. Giving children the opportunity to observe, wonder, and have rich and varied encounters with the world around them will enliven their curiosity and enhance learning effortlessly. Seeing a snail retract into its shell when frightened, for instance, can provide a child with much more immediate understanding and greater interest than will reading about snails in a book!

Fun on the Road. This activity will enrich children's powers of observation and understanding of the world, wherever you take them. If necessary, help them think of things to put on their lists or create a list for each child yourself. Signs, statues, buildings, animals, types of businesses, colors, and seasonally relevant objects, such as a snowman or a flowering tree, are great things for children to look for. For preschool children, choose simple, easily recognizable things, like a bridge, a cat, or someone wearing a hat.

Who Am I? Preschool children have active imaginations and love to pretend! If you play this with only one or two children, ask them to pretend (both at the same time, if there are two) to be any kind of worker you think they understand. You can also reverse the activity and ask them to suggest somebody for you to pretend to be. For older children, you might suggest some occupations they wouldn't readily think of but with which they will be familiar, or ask them to pretend they have the same job as you or a spouse, another relative, or a friend. If you can provide dress-up clothes or any other appropriate props, it will enhance the fun and learning as well.

Photo Fun. This is a special way for a child to preserve favorite photos from a fun and memorable time. If you have a lot of images, let him or her pick a few to work with. If you'd rather keep the photographs for an album or other use, perhaps you could make color copies for the child to use. You can also help your child gather souvenirs or other items to decorate the frame.

Most young children will need a little help with measuring and cutting, but let them put their project together without the pressure to make these measurements, or the placement of the photo or other objects, completely exact. Your child will feel more ownership if it's something he or she has created.

Illustrations by Johanna Boccardo.

© 2005, 2008 by Encyclopædia Britannica, Inc.

International Standard Book Number: 978-1-59339-823-1 (set)

International Standard Book Number: 978-1-59339-826-2 (volume 3)

No part of this work may be reproduced or utilized in any form or by any means, electronic or mechanical, including photocopying, recording, or by any information storage and retrieval system, without permission in writing from the publisher.

Britannica Discovery Library:

Volume 3: People and Places 2005, 2008

Britannica.com may be accessed on the Internet at <http://www.britannica.com>.

Encyclopædia Britannica, Britannica, and the Thistle logo are registered trademarks of Encyclopædia Britannica, Inc.



BRITANNICA
DISCOVERY
LIBRARY

- 1 Me
- 2 Me and You
- 3 People and Places
- 4 The World Around Us
- 5 Animals
- 6 Colors
- 7 Shapes
- 8 Sounds
- 9 Words
- 10 Numbers
- 11 Time
- 12 Just For Fun

BRITANNICA
Britannica