


# THE EXPRESS PICTURE DICTIONARY

for young learners



Elizabeth Gray



Express Publishing

# THE EXPRESS PICTURE DICTIONARY

for young learners



Elizabeth Gray



**Express Publishing**

Published by Express Publishing

Liberty House, New Greenham Park, Newbury,  
Berkshire RG19 6HW  
Tel.: (0044) 1635 817 363  
Fax: (0044) 1635 817 463  
e-mail: [inquiries@expresspublishing.co.uk](mailto:inquiries@expresspublishing.co.uk)  
<http://www.expresspublishing.co.uk>

© Elizabeth Gray, 2001

Design and Illustration © Express Publishing, 2001

Colour Illustrations: Terry Wilson, Chris, Pan

Music Compositions and Arrangement by Ted and Taz

All rights reserved. No part of this publication may be reproduced, stored in a retrieval system, or transmitted in any form, or by any means, electronic, photocopying or otherwise, without the prior written permission of the publishers.

First published 2001

ISBN 1-84216-609-3

#### Author's Acknowledgements

We would like to thank all the staff at Express Publishing who have contributed their skills to providing this book. Thanks are due in particular to: Anne Ellis (Editor in Chief), Catherine Smith and Debbie Wilson (senior editors), Richard White (senior production controller), the Express design team and Dand Smith, Kimberly Baker and Eric Taylor for their support and patience. We would also like to thank those institutions and teachers who piloted the manuscript, and whose comments and feedback were invaluable in the production of the book.

Phonetic transcription in the Word List is based on the COLLINS COBUILD ENGLISH DICTIONARY.

While every effort has been made to trace all the copyright holders, if any have been inadvertently overlooked the publishers will be pleased to make the necessary arrangements at the first opportunity.

# Contents

<b>THE BASICS:</b>	The Alphabet.....	6
	Numbers.....	8
	Colours.....	10
<b>PEOPLE:</b>	Describing People.....	12
	The Body.....	14
	Clothes I.....	16
	Clothes II.....	18
	Ben and Vicky's Family.....	20
<b>HOME:</b>	On the Outside.....	22
	In the Inside I.....	24
	In the Inside II.....	26
	In the Garden.....	28
<b>FOOD:</b>	At the Supermarket.....	30
	In the Kitchen.....	32
	A Party.....	34
<b>TIME:</b>	What's the time?.....	36
	Days and Dates.....	38
	The Year.....	40
<b>SCHOOL:</b>	My School.....	42
	Ben's Classroom.....	44
	In the Computer Room.....	46
	In the Music Room.....	48
	Jobs.....	50
<b>ACTIVITIES:</b>	Indoor Hobbies.....	52
	At the Park.....	54
	At the Sports Centre.....	56
	At the Stadium.....	58
	Outdoor Activities.....	60

**ANIMALS:**

Pets ..... 62  
On the Farm..... 64  
At the Zoo..... 66  
Marine World..... 68

**OUR WORLD**

The Weather..... 70  
The Earth..... 72  
The Landscape..... 74  
The Solar System..... 76

**OUR TOWN:**

Transport..... 78  
On the Road..... 80  
*Main Street*..... 82  
In a Shopping Centre..... 84  
At the Clinic..... 86

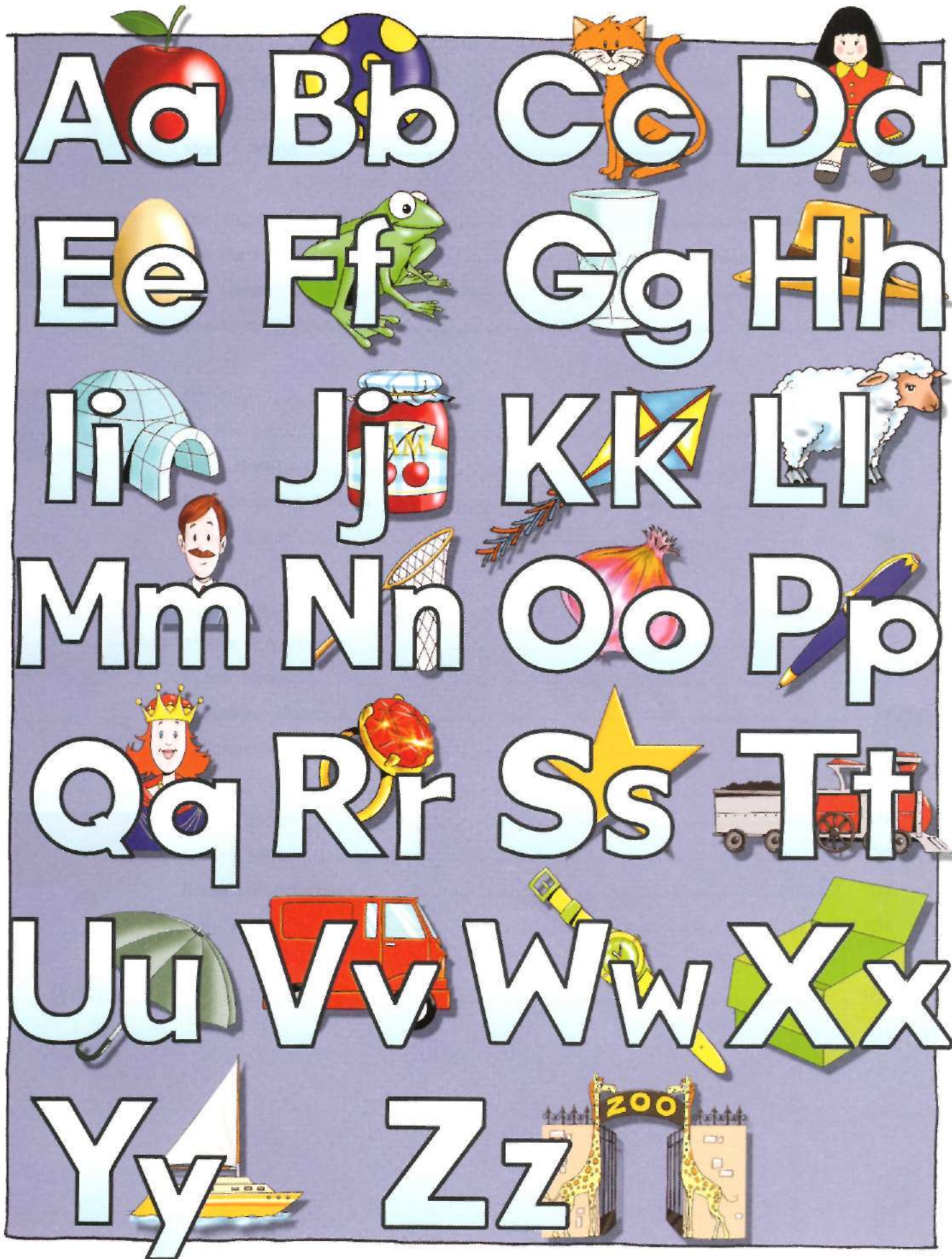
**WORDS**

Opposites..... 88  
At the Playground..... 90  
In the Maze..... 92  
A Summer Camp..... 94  
A School Fair..... 96

**FUN:**

At the Beach..... 98  
Leisure Time..... 100  
Home Entertainment..... 102  
Fairy Tales..... 104

**WORD LIST:** ..... 107








# The Alphabet Song

A for apple and		J for jam and		S for star and	
B for ball		K for kite and		T for train	
C for cat and		L for lamb		U for umbrella and	
D for doll		M for man and		V for van	
E for egg and		N for net		W for watch and	
F for frog		O for onion and		X in box	
G for glass and		P for pen		Y for yacht and	
H for hat		Q for queen and		Z for zoo	
I for igloo		R for ring			

Now I know it, so do you!

## Activities

<b>A, b, C, d</b>	letters
<b>A, B, C</b>	capital letters
<b>a, b, c</b>	small letters
<b>a, e, i, o, u</b>	vowels
<b>b, c, d, f, g, etc.</b>	consonants
<b>apple, ball</b>	words

-  Listen and repeat.
-  Now, read the words.
-  Look at the words in The Alphabet Song. Which ones begin with a vowel/consonant?
-  Game. Work in two teams. Spell the words your teacher reads. You get 1 point for each correct word you spell. The first team to get 5 points wins.  
e.g. T: man  
Team A S1: M - A - N  
T: Well done! 1 point for Team A.
-  Sing the song!

# THE BASICS

## Numbers

### CARDINALS

1	one	11	eleven	21	twenty-one
2	two	12	twelve	30	thirty
3	three	13	thirteen	40	forty
4	four	14	fourteen	50	fifty
5	five	15	fifteen	60	sixty
6	six	16	sixteen	70	seventy
7	seven	17	seventeen	80	eighty
8	eight	18	eighteen	90	ninety
9	nine	19	nineteen	100	a hundred
10	ten	20	twenty		

### ORDINALS












### 🎵 10 Little Kangaroos 🎵

1 Little, 2 little, 3 little kangaroos,  
4 little, 5 little, 6 little kangaroos,  
7 little, 8 little, 9 little kangaroos,  
10 little kangaroos.

### Activities

- 1  Listen and repeat.
- 2  Now, read the words.
- 3  Game. Your teacher starts a counting chain from 1-100 round the class. If you forget the next number, you're out of the game. The last one in is the winner.
- 4  Game. Work in two teams. Spell the cardinal/ordinal numbers your teacher reads. You get 1 point for each correct number you spell.  
e.g. T: nine  
Team A S1: N - I - N - E  
T: Very good! 1 point for Team A.
- 5  Sing the song!

1, 3, 5, 7, etc	odd numbers
2, 4, 6, 8, etc	even numbers
+	plus
-	minus
x	times
÷	divided by
=	equals

eighth

8th

ninth

9th

tenth

10th

eleventh

11th

twelfth

12th

thirteenth

13th




fourteenth


14th



# THE BASICS

## Colours





## Activities

- 1  Listen and repeat.
- 2  Now, read the words.
- 3  Colour the van purple, the umbrella pink, the train yellow and the doll orange.
- 4  Memory game. Work in two teams. Look at the picture for two minutes then close your books. Do you remember the colour of:

the box?	the lamb?
the hat?	the train?
the kite?	the apples?
the cat?	the boat
the frog?	the doll?
the ball?	the van?


You get 1 point for each correct answer. The first team to get 7 points wins.

e.g. T: What colour is the box?

Team A S1: Pink

T: Correct! 1 point for Team A.

- 5  Sing the song!



### The Rainbow Song

Blue and orange and pink and green.

Yellow and purple and red.

I can see a rainbow,

See a rainbow,

Up above my head.

# PEOPLE

## Describing People

### THE FACE

1



forehead

2



cheek

3



chin

4



ear

5



eye

6



nose

7



nostril

8



mouth

9



freckles

10  
12



beard

11



moustache

12



dimple

13



wrinkles

14



jaw



Ben's grandma



Ben's grandpa



Ben's mum



Ben's dad

### 🎵 My face 🎵

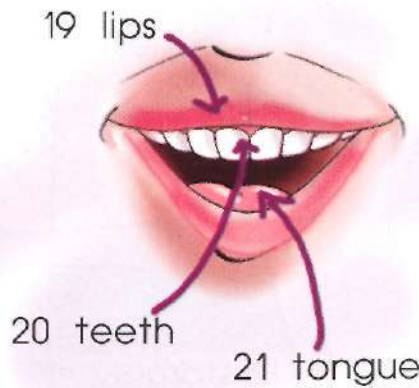
Touch my face,  
Touch my nose,  
Touch my eyes,  
And eyebrows.  
Touch my ears,  
Touch my chin.  
Now you know,  
What I mean!



Ben's sister







Ben



HAIR

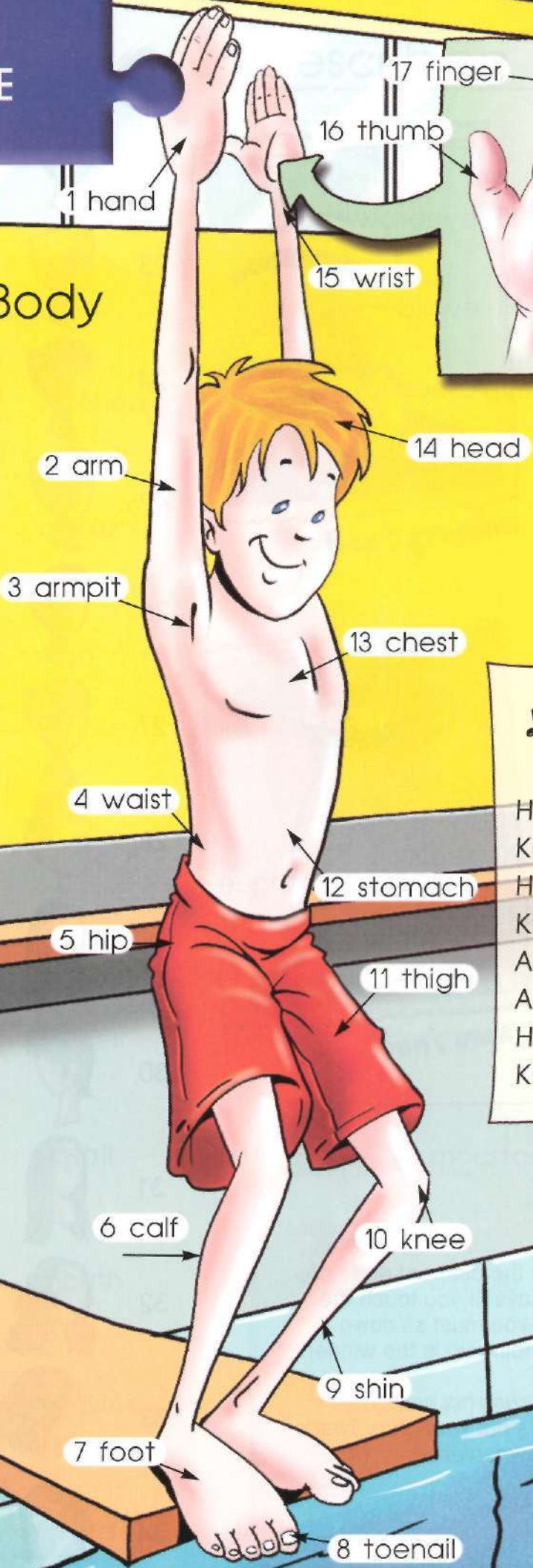
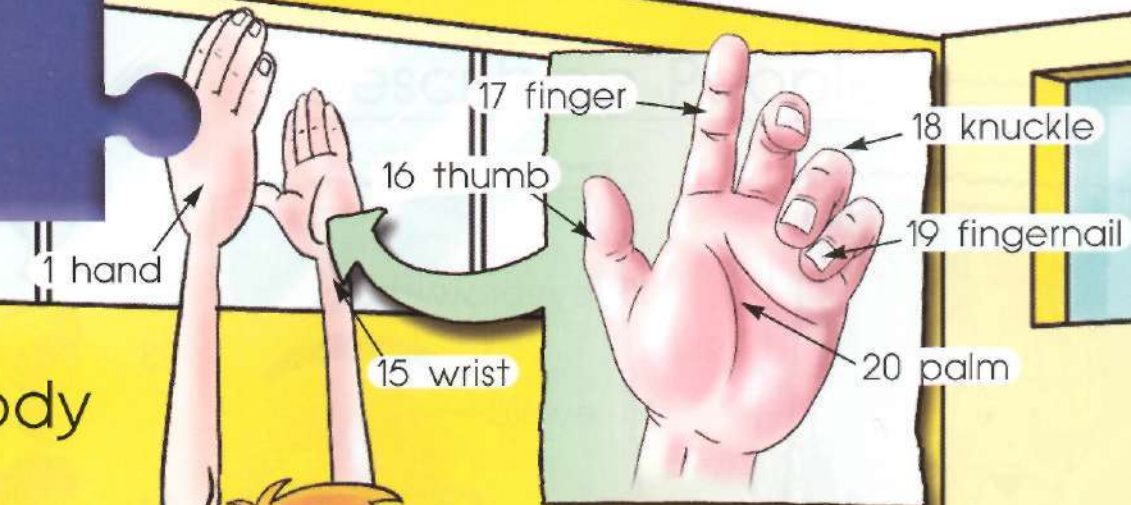
- 22  black
- 23  blond(e)
- 24  brown
- 25  fair
- 26  ginger
- 27  grey
- 28  bald
- 29  long
- 30  short
- 31  straight
- 32  wavy
- 33  curly
- 34  fringe

Activities

- 1  Listen and repeat.
- 2  Now, read the words.
- 3  Game. Stand up. Touch the different parts of your face your teacher says. If you touch the wrong part of your face, you must sit down. The last student left standing up is the winner.  
e.g. T: Touch your chin.  
(The student touches his nose.)  
T: Sorry, Sam, that's not your chin. That's your nose. Sit down, please. etc
- 4  Sing the song!

# PEOPLE

## The Body




### Head, Shoulders, Knees and Toes

Head, shoulders, knees and toes,  
Knees and toes.





Head, shoulders, knees and toes,  
Knees and toes.

And eyes and ears and mouth  
And nose.


Head, shoulders, knees and toes,  
Knees and toes.


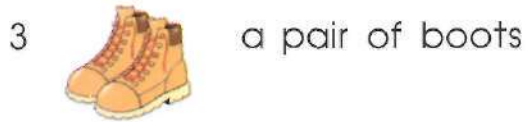


## Activities

- 1  Listen and repeat.
- 2  Now, read the words.
- 3  Close your books. Can you say the parts of the body/hand/leg?
- 4  Game. Stand up. Touch the different parts of your body your teacher says. If you touch the wrong part, you must sit down. The last student left standing up is the winner.

e.g. T: Touch your knee.  
 (The student touches her elbow)  
 T: Sorry, Lucy, that's not your knee. That's your elbow. Sit down, please. etc

- 5  Sing the song!














- 14  ring
- 15  shirt
- 16  a pair of shoes
- 17  skirt
- 18  suit
- 19  tie
- 20  a pair of trousers

## Activities






- 1  Listen and repeat.
- 2  Now, read the words.
- 3  Look at the picture. Which are accessories? Women's clothes? Men's clothes? Which clothes can both men and women wear?
- 4  Two things from the list are not in the picture. Can you find them?
- 5  Game. Your teacher starts a chain round the class. Repeat the last word and add a new one. If you break the chain, you're out of the game. The last one in is the winner.  
e.g. T: *In the room, there's a dress.*  
S1: *In the room, there's a dress and a shirt.*  
S2: *In the room, there's a shirt and ... etc*





- 13  a pair of socks
- 14  sweatshirt
- 15  tracksuit
- 16  a pair of trainers
- 17  T-shirt
- 18  vest
- 19  a pair of wellingtons

## Activities

- 1  Listen and repeat.
- 2  Now, read the words.
- 3  Look at the picture. What are Ben and Vicky wearing today?
- 4  What are you wearing today?
- 5  Game. Work in two teams. The teacher writes the name of a student on a piece of paper. Each team takes turns to ask about what that student is wearing. If your team finds who it

is, you get 1 point. The first team to get 5 points wins.  
 e.g. T: (John)  
 Team A S1: Is he/she wearing jeans?  
 T: Yes.  
 Team B S1: Is he/she wearing a jacket?  
 T: No.  
 Team A S2: Is he/she wearing a T-shirt?  
 T: Yes.  
 Team B S2: Is it John?  
 T: Yes. Excellent!  
 1 point for Team B.

Ben and Vicky's Family



FAMILY TREE

22 baby

23 toddler

24 child

25 teenager

26 young adult





Ben's



Andrew's



Jenny's

1



grandparents

2



grandpa

3



grandma

4



parents

5



dad

6



mum

7



sister

8



uncle

9



aunt

10



cousin

27 adult



28 middle-aged person



29 senior citizen



11



son

12



daughter

13



grandchildren

14



grandson

15



granddaughter

16



brother

17



children

18



nephew

19



niece

20








married

21



single

## Activities

-  Listen and repeat.
-  Now, read the words.
-  Look at the picture. Who are the people in the family tree?  
e.g. *Mary Simpson is John's mother.*
-  Game. Your teacher says names from the family tree. Take it in turns to say how these people are related to Ben and Vicky. You get 1 point for each correct answer. The student with the most points is the winner.  
e.g. *T: Helen*  
*S1: She's Ben and Vicky's aunt.*  
*T: Good! 1 point for...*
-  What about your family? What are their names?

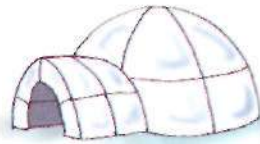
TYPES OF HOMES



20 houseboat




21 castle



22 igloo

On the Outside






23 wigwam




24 tent



25 camper van







26 cave



11 greenhouse

19 driveway

## Activities


-  Listen and repeat.
-  Now, read the words.
-  What things has your house got on the outside?
-  Memory game. Work in two teams. Look at the picture for two minutes, then close your books. How many things can you remember? The team that can remember the most wins.

e.g. T: OK, Team A, what things can you remember?

Team A S1: A patio, and a wall.

T: Good. 2 points for Team A.

34 skyscraper



33 block of flats



32 terraced houses

31 semi-detached houses



# HOME

## In the Inside I

### THE KITCHEN



- 1  door
- 2  table
- 3  chair
- 4  cupboard
- 5  clock
- 6  bin
- 7  sink
- 8  ironing board
- 9  iron
- 10  kettle
- 11  toaster
- 12  microwave
- 13  cooker/oven
- 14  freezer/fridge





- 15  dishwasher
- 16  washing machine
- 17  vacuum cleaner
- 18  television/TV
- 19  video recorder
- 20  video cassette
- 21  CD player
- 22  CD
- 23  lamp
- 24  telephone
- 25  vase
- 26  photograph



THE  
LIVING ROOM



Activities

- 1  Listen and repeat.
- 2  Now, read the words.
- 3  Look at the picture. Can you find 3 things in the kitchen beginning with **c**? **t**? **v**?
- 4  Memory game. Work in two teams. Look at the picture for two minutes, then close your books. How many things can you remember? The team that can remember the most wins.  
e.g.            T: OK, Team A, what things can you remember?  
                  Team A S1: A table, a chair and a clock.  
                  T: Excellent. 3 points for Team A.

27  picture

28  armchair

29  sofa


30  cushion

31  curtain

32  rug

33  coffee table

34  fireplace



1  bed

2  bedside table

3  wardrobe

4  bookcase

5  desk

6  drawer

7  chair

8  carpet

9  blanket

10  duvet

11  sheets

12  pillow

13  bath

14  shower

15  washbasin

16  toilet

17  tap

18  mirror

19  bathmat

20  plug


21  a roll of toilet paper

22  towel

23  a bar of soap






24  a bottle of shampoo

# THE BATHROOM



- 25  sponge
- 26  toothbrush
- 27  a tube of toothpaste
- 28  brush
- 29  comb
- 30  floor






## Activities


- 1  Listen and repeat.
- 2  Now, read the words.
- 3  Look at the picture. What can you see in the bedroom/bathroom?
- 4  Look at the picture again. Can you find 4 things in the bedroom beginning with **b** and 4 things in the bathroom beginning with **t**?
- 5  Memory game. Work in two teams. Look at the picture for two minutes, then close your books. How many things can you remember? The team that can remember the most wins.  
e.g. T: OK, Team A, what things can you remember?  
Team A S1: A bed, a desk and a pillow.  
T: Good! 3 points for Team A.

## THINGS IN THE GARDEN



## Activities

- 1  Listen and repeat.
- 2  Now, read the words.
- 3  Look at the picture. Can you find a butterfly, a hosepipe, a ladder, a tree house and a bird?
- 4  Memory game. Work in two teams. Look at the picture for two minutes, then close your books. How many things can you remember? The team that can remember the most wins.  
e.g.           T: OK, Team A, what things can you remember?  
              Team A S1: A ladder and a frog.  
              T: Good! 2 points for Team A.
- 5  Sing the song!




🎵 Bees and bats  
and snails 🎵

Bees and bats and snails,  
All have got no tails.  
But foxes, worms and moles,  
Live in nice warm holes! (2)

PLANTS

- 14  daffodil
- 15  grass
- 16  nettle
- 17  rose

ANIMALS

- 18  bee
- 19  bat
- 20  butterfly
- 21  caterpillar
- 22  centipede
- 23  fox
- 24  frog

TREES

- 11  leaf
- 12  branch
- 13  tree trunk

- 25  hedgehog
- 26  mole
- 27  bird
- 28  snail
- 29  worm

# FOOD

## At the Supermarket

### FRUIT

1



apple

2



banana

3



cherries

4



coconut

5



grapefruit

6



grapes

7



lemon

8



orange

9



peach

10



pear

11



pineapple

12



plum

13



strawberry

14



tangerine

15



watermelon

30



### VEGETABLES



16



aubergine

23



cucumber

17



broccoli

24



lettuce

18



cabbage

25



mushroom

19



carrot

26



onion

20



cauliflower

27



pepper

21



celery

28



potato

22



courgette




29



tomato






## DAIRY PRODUCTS

- 30  butter
- 31  cheese
- 32  cream
- 33  eggs
- 34  margarine
- 35  milk
- 36  yoghurt







## FISH

- 37  tuna
- 38  salmon
- 39  cod

## MEAT

- 40  chicken
- 41  lamb
- 42  steak

### Activities

- 1  Listen and repeat.
- 2  Now, read the words.
- 3  Look at the picture. What fruit/vegetables/ dairy products can you see?
- 4  What is your favourite food? What food don't you like?
- 5  Game. Your teacher says a type of food and you give an example of that food. You get 1 point for each correct answer. The first team to get 10 points wins.  
e.g. T: Vegetable.  
Team A S1: Cucumber.  
T: Good! 1 point for Team A.
- 6  Sing the song!

### One potato, two potatoes



One potato, two potatoes, three potatoes, four. Five potatoes, six potatoes, seven potatoes, more!

# FOOD

## In the Kitchen

### OBJECTS






- 1  bottle
- 2  jug
- 3  glass
- 4  cup
- 5  mug
- 6  jar
- 7  teapot
- 8  plate
- 9  saucer
- 10  bowl
- 11  frying pan
- 12  saucepan
- 13  fork
- 14  knife
- 15  spoon
- 16  tray
- 17  tablecloth

- 18  napkin
- 19  straw




### THE BASICS

- 20  flour
- 21  sugar
- 22  salt and pepper
- 23  olive oil
- 24  vinegar
- 25  spices

### COOKING WORDS


- 26  bake
- 27  boil
- 28  fry
- 29  stir
- 30  slice
- 31  chop
- 32  pour

### MEALS




- 33  breakfast
- 34  lunch
- 35  dinner







## Activities

-  Listen and repeat.
-  Now, read the words.
-  Memory game. Work in two teams. Look at the picture for two minutes, then close your books. The teacher is going to tell you what the people are doing. Is it true or false? You get 1 point for each correct answer. The first team to get 5 points wins.

e.g.


*T: Ben is baking a cake.*

*Team A S1: False. Ben is pouring himself a glass of water.*



*T: Excellent! 1 point for Team A.*

# FOOD

## A Party

- 1  barbecue
- 2  baked potato
- 3  burger
- 4  salad
- 5  pasta
- 6  roast chicken

### PARTY SNACKS

- 7  sandwich
- 8  pizza
- 9  chips
- 10  popcorn
- 11  crisps
- 12  peanuts


### DESSERTS

- 13  birthday cake
- 14  jelly
- 15  sweets
- 16  biscuits

### DRINKS






- 17  coffee
- 18  coke
- 19  juice

Happy Birthday!  
Happy Birthday to you,  
Happy Birthday to you,  
Happy Birthday dear Vicky,  
Happy Birthday to you.





## Activities

- 1  Listen and repeat.
- 2  Now, read the words.
- 3  Look at the picture. What's on the barbecue and the two tables? What's the dog eating?
- 4  Game. Your teacher starts a chain round the class. Each student adds a word. If you forget what the others before you said, you're out. The last one in is the winner.  
e.g. T: At my party we ate pizza.  
S1: At my party we ate pizza and burgers.  
S2: At my party we ate pizza, burgers and ... etc.
- 5  Sing the song!

20



lemonade

21



milkshake

22



tea


23













water


# TIME

## What's the time?



- 1  one o'clock
- 2  five past one
- 3  ten past one
- 4  (a) quarter past one
- 5  twenty past one
- 6  twenty-five past one
- 7  half past one
- 8  twenty-five to two
- 9  twenty to two
- 10  (a) quarter to two
- 11  ten to two
- 12  five to two

- 13  day
- 14  night
- 15  12  12
- 16  12  12
- 17  midday
- 18  midnight
- 19  watch
- 20  clock



🎵 What's the time? 🎵






What's the time?  
Half past eight.  
Go to school.  
Don't be late!


What's the time?  
Half past ten.  
Out to play.  
Come on, Ben!

What's the time?  
Half past one.  
Time to eat for everyone!

What's the time?  
Half past three.  
Let's go home.  
Now we're free!

### Activities

- 1  Listen and repeat.
- 2  Now, read the words.
- 3  What time do you...  
- wake up?  
- go to school?  
- have breakfast/lunch/dinner?  
- go to bed?  
e.g. *I wake up at 8 o'clock.*
- 4  Game. Work in two teams. Look at the time your teacher draws on the board and say what time it is. You get 1 point for each correct answer. The first team to get 5 points is the winner.  
e.g. *(Teacher draws clock face on board showing 5:15.)*  
T: *What's the time?*  
Team A S1: *It's a quarter past five.*  
T: *Correct! 1 point for Team A.*
- 5  Sing the song!

21  clock face

22  hands

	10th Monday	11th Tuesday	12th Wednesday	13th Thursday	14th Friday	15th Saturday	16th Sunday
8:00							
9:00							
10:00							
11:00							
12:00							
13:00	LUNCHTIME		COMPUTER CLUB			Guitar Class	
14:00							Lunch with Grandparent
15:00							
16:00							
17:00	Swimming			Swimming			
18:00	Dancing		Homework	Homework	Go to Lucy's House		
19:00						Cinema	Homework
20:00							

THE SEVEN DAYS OF THE WEEK

- 1 Monday
  - 2 Tuesday
  - 3 Wednesday
  - 4 Thursday
  - 5 Friday
  - 6 Saturday
  - 7 Sunday
- 8 weekdays
- 9 weekend

10 a fortnight 2 weeks

11 a date June 15th

12 in the morning



13 in the afternoon



14 in the evening



15 at night



## 🎵 The days of the week 🎵

Monday's child hits first base,  
 Tuesday's child wins the race,  
 Wednesday's child is never slow,  
 Thursday's child has far to go,






Friday's child is very good,  
 Saturday's child always could,  
 Sunday's child is happy and sunny,  
 Sing this song, it's very funny!

16 today      10th      11th      12th  
 Monday      Tuesday      Wednesday

17 yesterday      10th      11th      12th  
 Monday      Tuesday      Wednesday

18 tomorrow      10th      11th      12th  
 Monday      Tuesday      Wednesday

### Activities

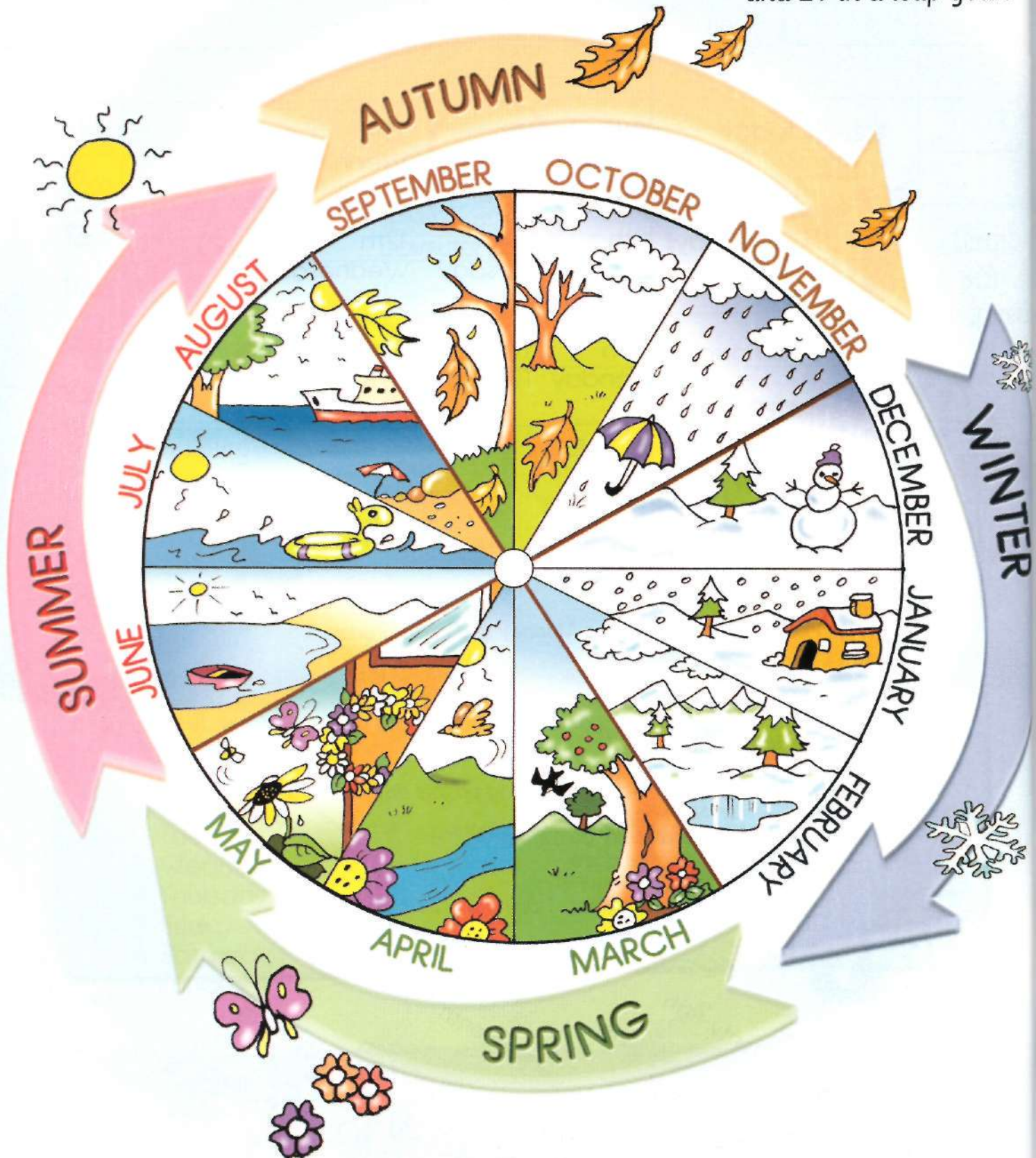
- 1  Listen and repeat.
- 2  Now, read the words.
- 3  Look at Vicky's timetable. When does she...  
 - go swimming/dancing/to the cinema/computer class?  
 - do her homework?  
*e.g. Vicky goes swimming on Monday and on Thursday.*
- 4  Game. Work in two teams. Your teacher writes the name of a day from Vicky's timetable on a piece of paper. Each team takes turns to ask questions and find which day it is. You get 1 point for each correct answer. The first team to get 3 points is the winner.  
*e.g.            T: (Monday)*  
*Team A S1: Does Vicky go dancing on this day?*  
*T: No, she doesn't.*  
*Team B S1: Does Vicky go swimming?*  
*T: Yes, she does.*  
*Team B S1: Is it Monday?*  
*T: Yes. Excellent. 1 point for Team B.*
- 5  Sing the song!



The Year

🎵 The year 🎵

30 days has September,  
 April, June and November.  
 All the rest have 31,  
 But February has 28  
 and 29 in a leap year!





## THE MONTHS

- 6 June
- 7 July
- 1 January
- 2 February
- 3 March
- 4 April
- 5 May
- 8 August
- 9 September
- 10 October
- 11 November
- 12 December

## SIGNS OF THE ZODIAC



22 Aries  
(21 March-20 April)



23 Taurus  
(21 April-20 May)



24 Gemini  
(21 May-20 June)



25 Cancer  
(21 June-20 July)



26 Leo  
(21 July-22 August)



27 Virgo  
(23 August-22 September)



28 Libra  
(23 September-22 October)



29 Scorpio  
(23 October-21 November)



30 Sagittarius  
(22 November-20 December)



31 Capricorn  
(21 December-20 January)



32 Aquarius  
(21 January-19 February)








33 Pisces  
(20 February-20 March)







## THE SEASONS

- 13 Spring
- 14 Summer
- 15 Autumn
- 16 Winter

## TIME

- 17 year 
- 18 leap year 
- 19 decade 
- 20 century 
- 21 millennium 

## Activities


- 1  Listen and repeat.
- 2  Now, read the words.
- 3  Close your books. Which months begin with **J**? **A**? When is your birthday? Which is your most/least favourite season?
- 4  Game. Start a chain round the class saying the months of the year. Each student says a month. If you forget which month is next, you're out. The last one in is the winner.
- 5  Game. Work in two teams. Your teacher says a student's name, sign and the day of their birthday. Can you guess what month the student was born? You get 1 point for each correct answer. The first team to get 7 points wins.  
e.g. T: John, Aries, the 4th.  
Team A S1: John's birthday is in April.  
T: Excellent! 1 point for Team A.
- 6  Sing the song!

# SCHOOL

## My School

### SUBJECTS

- 11  Art
- 12  English
- 13  Geography
- 14  History
- 15  Languages
- 16  Maths
- 17  Music
- 18  Physical Education (PE)
- 19  Science



### EDUCATION




20 nursery school







21 primary school



22 secondary school



## Activities

- 1  Listen and repeat.
- 2  Now, read the words.
- 3  What subjects do you do at school? Which is your favourite subject? When do you have PE?
- 4  Memory game. Work in two teams. Look at the picture for two minutes, then close your books. How many rooms and subjects can you remember? The team that can remember the most wins.  
*e.g. T: OK, Team A, what rooms can you remember?*  
*Team A S1: The classroom and the hall.*  
*T: Good! 2 points for Team A.*

## VERBS



## SHAPES

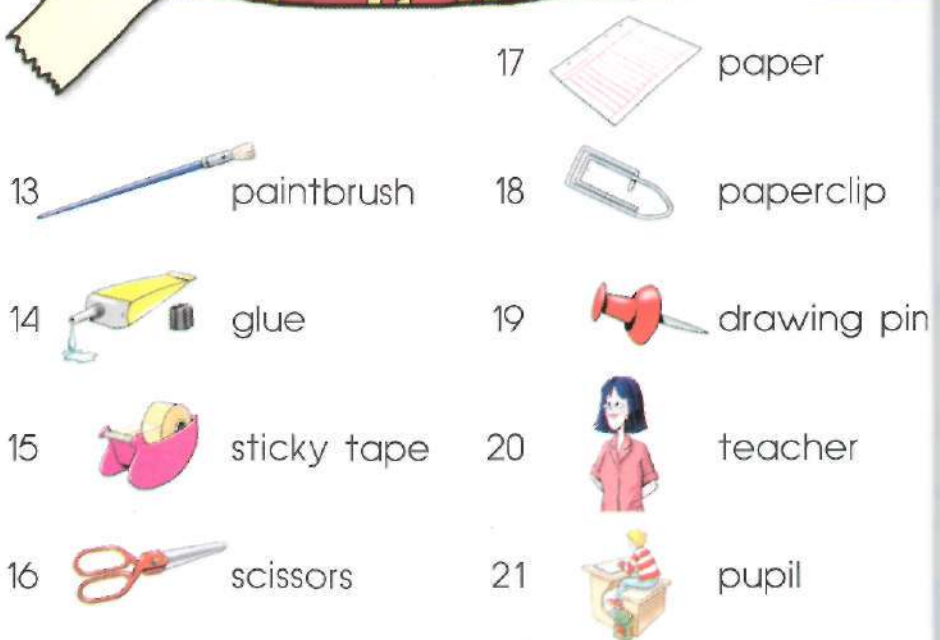


# SCHOOL

## IN THE CLASSROOM














# Ben's Classroom










IN A SCHOOLBAG

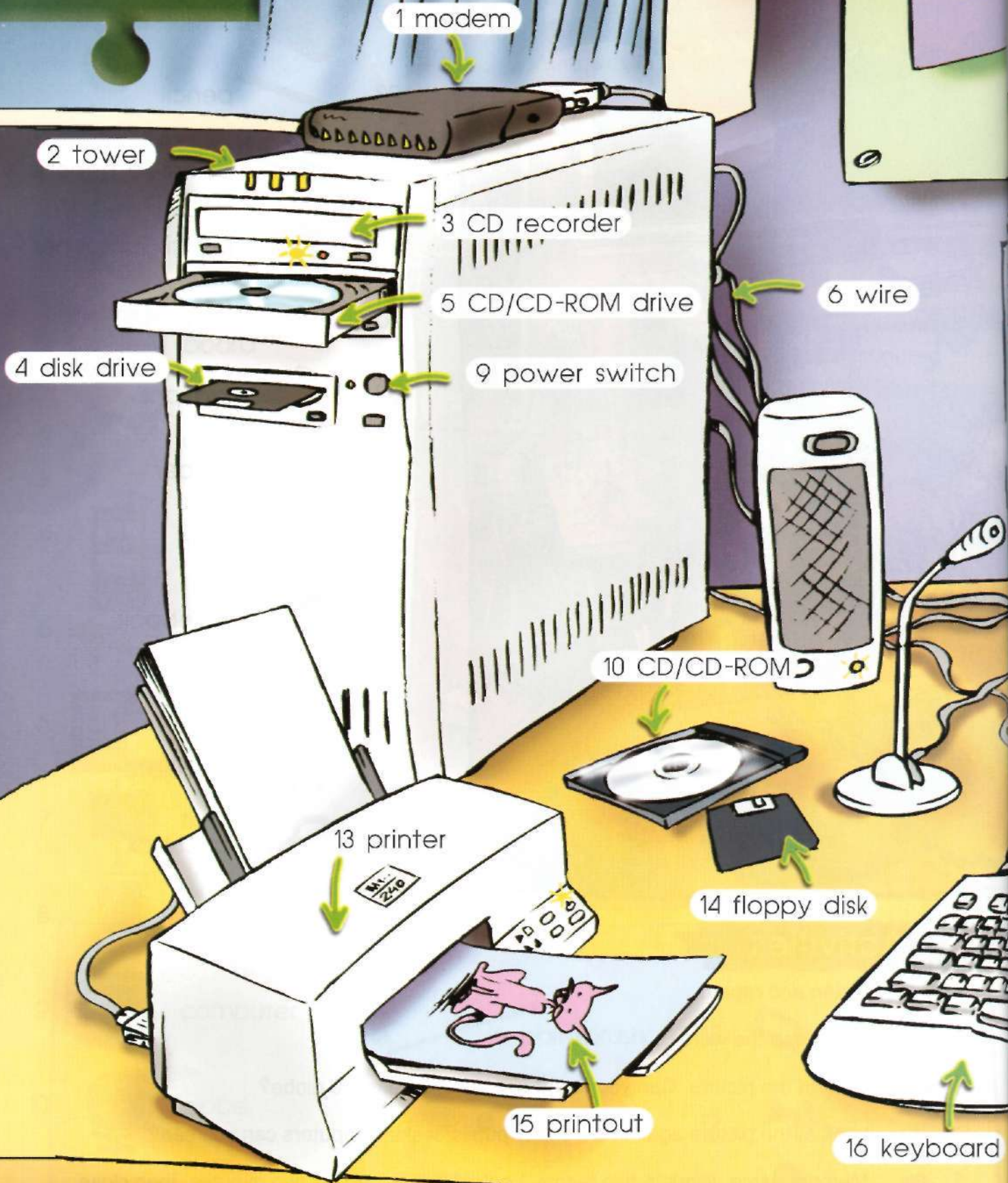



- 22  pencil case
- 23  pencil
- 24  coloured pencils
- 25  pencil sharpener
- 26  pen
- 27  crayons
- 28  rubber
- 29  ruler
- 30  notebook
- 31  textbook
- 32  calculator
- 33  lunchbox

Activities


- 1  Listen and repeat.
- 2  Now, read the words.
- 3  Look at the picture. Can you find the glue? Where is the globe?
- 4  Look at the picture again. How many pupils/desks/computers can you see?
- 5  Memory game. Work in two teams. Look at the picture for two minutes, then close your books. How many things can you remember? The team that can remember the most wins.  
 e.g. T: OK, Team A, what things can you remember?  
 Team A S1: Desk, globe, pencil.  
 T: Excellent. 3 points for Team A.

In the Computer Room






7 screen



11 e-mail

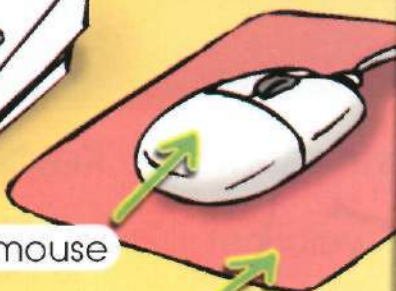
8 speaker



12 plug







17 mouse



18 mouse pad

## Activities

-  Listen and repeat.
-  Now, read the words.
-  Have you got a computer?  
Do you play games on your computer?
-  Memory game. Work in two teams. Look at the picture for two minutes, then close your books. How many things can you remember? The team that can remember the most wins.  
e.g. T: OK, Team A, what things can you remember?  
Team A S1: Modem, CD.  
T: Good! 2 points for Team A.

## The Music Room

### MUSICAL INSTRUMENTS






#### Brass instruments

- 1  saxophone
- 2  trombone
- 3  trumpet

#### Percussion instruments

- 4  cymbals
- 5  drums
- 6  tambourine
- 7  triangle
- 8  xylophone



#### String instruments

- 9  cello
- 10  double bass
- 11  guitar
- 12  harp
- 13  violin

#### Wind instruments

- 14  clarinet
- 15  flute
- 16  harmonica
- 17  recorder





#### Keyboard instruments


- 18  piano
- 19  synthesizer





## Activities

- 1  Listen and repeat.
- 2  Now, read the words.
- 3  Look at the picture. How many percussion/keyboard/ string instruments can you see? Which instrument is Ben/Vicky playing?
- 4  Game. Work in two teams. Your teacher mimes a musical instrument. Guess what it is. You get 1 point for each correct answer. The first team to get 5 points wins.  
e.g. T: (mimes the piano)  
Team A S1: It's the piano.  
T: Correct. 1 point for Team A.

- 5  Sing the song!





### OTHER MUSIC WORDS

20  band

21  choir

22  music stand

23  note

 **The music man** 

Leader: I am a music man,  
I come from far away,  
And I can play.

All: What can you play?

Leader: I play the piano\*.

All: Pi-a, pi-a, pi-a-no\*,  
Piano, piano\*,  
Pi-a, pi-a, pi-a-no\*,  
Pi-a, pi-a, piano\*.





1 \*I play the big drum.  
\*Boom-di, boom-di, boom-di-boom,  
\*Boom-di-boom, boom-di-boom.

2 \*I play the trumpet.  
\*Toot-ti, toot-ti, toot-ti-toot,  
\*Toot-ti-toot, toot-ti-toot.

Jobs




# Activities

- 1  Listen and repeat.
- 2  Now, read the words.
- 3  Look at the picture. What do you want to be when you finish school?
- 4  Game. Your teacher says a letter of the alphabet. In teams, say a job beginning with that letter. Each correct answer gets 1 point.

The team with the most points wins.

e.g. T: S  
Team A S1: Singer  
T: Good! 1 point for Team A.

- 5  Sing the song!



## A sailor went to sea

A sailor went to sea, sea, sea,  
To see what he could see, see, see,  
But all that he could see, see, see,  
Was the bottom of the deep blue  
Sea, sea, sea.



### HOBBIES



#### playing

- 1  chess
- 2  cards
- 3  a musical instrument
- 4  on the computer
- 5  with a toy
- 6  a computer game



#### listening

- 7  to music
- 8  to the radio
- 9  to a cassette
- 10  to a CD



#### reading


- 11  a book
- 12  a comic


#### writing

- 13  a letter
- 14  a postcard





#### watching

- 15  television
- 16  a video





## Activities

- 1  Listen and repeat.
- 2  Now, read the words.
- 3  Memory game. Work in two teams. Look at the picture for two minutes, then close your books. How many hobbies and toys can you remember? The team that can remember the most wins!  
 e.g.            *T: OK, Team A, what hobbies can you remember?*  
                   *Team A S1: Playing a computer game and painting.*  
                   *T: Good. 2 points for Team A.*
- 4  What are your hobbies? What do you like to do when you are with your friends?

## collecting




## TOYS




# ACTIVITIES

## At the Park

### IN THE PLAYGROUND






- 1  bench
- 2  picnic table
- 3  ice-cream van
- 4  litter bin
- 5  juggler
- 6  sandpit
- 7  roundabout
- 8  slide
- 9  swing
- 10  see-saw
- 11  climbing frame
- 12  football pitch
- 13  goal
- 14  football



- 15  baseball bat
- 16  baseball
- 17  tennis racquet
- 18  tennis court
- 19  tennis
- 20  rollerblades



## Activities

- 1  Listen and repeat.
- 2  Now, read the words.
- 3  Look at the picture. Can you find 3 things in the playground beginning with **s**?
- 4  Is there a park near you? What do you like to do there?
- 5  Game. A student chooses something in the picture. He/She helps the class find it by saying the first letter of the word. Each correct answer gets 1 point. The first student to get 5 points is the winner.  
*e.g. S1: I spy with my little eye something beginning with **b**.*  
*S2: Is it a bench?*  
*S1: No.*  
*S3: Is it a baseball bat?*  
*S1: Yes.*  
*T: Good. 1 point for...*



rollerblading

VERBS



skipping rope

27 play

football

29 go

cycling

baseball

rollerblading

tennis

skateboarding



skipping

hopscotch

skipping

in the sandpit



bike

28 have

a picnic

30 go on

the roundabout



cycling

an ice cream

the slide

a sandwich

the swing



hopscotch

the see-saw

the climbing frame




# ACTIVITIES

## At the Sports Centre



### basketball

- 1  basketball
- 2  basketball hoop
- 3  basketball court




### gymnastics

- 4  bars
- 5  beam
- 6  rings

### diving

- 7  diving board
- 8  ladder





### badminton


- 9  racquet
- 10  net
- 11  shuttlecock

### swimming

- 12  swimming pool
- 13  goggles
- 14  swimming cap
- 15  armbands






### table tennis

- 16  table tennis table
- 17  bat
- 18  ball
- 19  net





## Activities

- 1  Listen and repeat.
- 2  Now, read the words.
- 3  Look at the picture. What is Vicky doing?
- 4  What is your favourite sport? What do you need to play/do it?
- 5  Game. Work in two teams. Your teacher says a word and you name the sport. You get 1 point for each correct answer. The first team to get 6 points wins.  
e.g. T: Goggles.  
Team A S1: Swimming.  
T: Excellent! 1 point for Team A.

### martial arts

27  practice mat

28  suit and belt

### Verbs

29 play basketball  
table tennis  
badminton

30 go diving  
swimming  
ice-skating

31 do fencing  
archery  
martial arts  
gymnastics

### ice-skating

20  ice-skates

21  ice rink

### fencing

22  foil

23  mask


### archery

24  bow

25  arrow

26  target

At the Stadium



1 hurdle

2 runner

4 discus

7 javelin

8 high jump

13 long jump

12 pole vault

14 podium



3 seat  
5 spectator  
6 finishing line

17 gold medal

18 silver medal

9 lane

19 bronze medal

10 track

11 weightlifting




20 ticket

15 starting line

16 relay



### Activities


- 1  Listen and repeat.
- 2  Now, read the words.
- 3  Memory game. Work in two teams. Look at the picture for two minutes, then close your books. What can you remember? You get 1 point for each answer. The team that can remember the most wins!  
e.g. T: OK, Team A, what can you remember?  
Team A S1: Gold medal.  
T: Good. 1 point for Team A.

# ACTIVITIES

## EQUIPMENT

- 15  canopy
- 16  helmet
- 17  hang-glider
- 18  snowboard
- 19  hiking boots
- 20  rucksack
- 21  map
- 22  compass
- 23  rope
- 24  harness
- 25  mountain bike
- 26  skis
- 27  ski poles
- 28  ski boots

# Outdoor Activities



1 paragliding

4 hiking

5 mountain biking



7 rowing

9 sailing


12 windsurfing

13 canoeing

14 scuba diving

 I can climb a mountain 

I can climb a mountain, I can ride a bike,  
 Hey, I can run, I can jump, I can play.  
 I can row a boat, I can ride a horse,  
 Hey, I can run, I can jump, I can play.



2 hang-gliding

3 snowboarding






6 skiing

8 horse riding

10 rock climbing

11 camping

## Activities

- 1  Listen and repeat.
- 2  Now, read the words.
- 3  Game. Work in two teams. Your teacher says a piece of equipment and you name the sport. You get 1 point for each correct answer. The first team to get 6 points wins.  
e.g. T: Paddle.  
Team A S1: Canoeing.  
T: Good! 1 point for Team A.
- 4  Which sports do you like best? Which sports do you do?
- 5  Sing the song!

29  boat

30  oars

31  sail

32  life jacket

33  reins

34  saddle

35  windsurfer

36  canoe

37  paddle

38  tent

39  sleeping bag

40  foam mat

41  camping stove

42  oxygen cylinder

43  wetsuit

44  flippers

45  mask

Pets

♪ Bruno the dog ♪

Leader: There was a girl who had a dog,  
And Bruno was his name-o,


All: B-R-U-N-O,  
B-R-U-N-O,  
B-R-U-N-O,  
And Bruno was his name-o.

PETS

1  budgie

2  cat

3  dog

4  goldfish

5  hamster

6  mouse

7  rabbit


8  canary

9  lizard

10  tortoise



FEATURES

11  scales

12  fin

13  fur

14  paw

15  whiskers

16  tail

17  claw

18  beak

19  feather

20  wing







## PET HOMES

- 21  fish bowl
- 22  aquarium
- 23  cat basket
- 24  cage
- 25  kennel

## PET FOOD
















- 26  bones
- 27  dried food
- 28  wet food
- 29  seeds


## Activities

- 1  Listen and repeat.
- 2  Now, read the words.
- 3  Game. A student chooses something in the picture. He/She helps the class find it by giving them the first letter of the word. You get 1 point for each correct answer. The first student to get 5 points is the winner.  
*e.g. S1: I spy with my little eye something beginning with c.*  
*S2: Is it a cat?*  
*S1: Yes.*  
*T: Good. 1 point for...*
- 4  Sing the song!

# ANIMALS


## FARM ANIMALS

- 1  bull
- 2  cow
- 3  calf
- 4  billy goat
- 5  goat
- 6  kid
- 7  sheep
- 8  lamb
- 9  horse
- 10  foal
- 11  donkey
- 12  sheepdog
- 13  cockerel
- 14  chicken
- 15  chick








- 16  duck
- 17  duckling
- 18  goose
- 19  gosling
- 20  swan
- 21  crow
- 22  owl
- 23  bee
- 24  wasp
- 25  ant
- 26  ladybird
- 27  spider








## Activities

- 1  Listen and repeat.
- 2  Now, read the words.
- 3  Look at the picture. Can you find a bee, a ladybird, a spider and an ant?
- 4  Memory game. Work in two teams. Look at the picture for two minutes, then close your books. How many animals can you remember? The team that can remember the most wins.  
e.g. T: OK, Team A, which animals can you remember?  
Team A S1: A donkey and a duck.  
T: Good. 2 points for Team A.
- 5  Sing the song!

## A FARMER'S JOBS

- 28  work in the fields
- 29  plant seeds
- 30  milk cows
- 31  feed chickens
- 32  drive a tractor
- 33  make scarecrows

## Old MacDonald had a farm


- Leader: Old MacDonald had a farm.  
All: Ee-ai-ee-ai-o.
- Leader: And on that farm he had a dog\*.  
All: Ee-ai-ee-ai-o.
- Leader: With a woof-woof\* here,  
And a woof-woof\* there.  
Here a woof\*,  
There a woof\*,  
Everywhere a woof-woof\*.  
Old MacDonald had a farm.
- All: Ee-ai-ee-ai-o.
- 1 \*cow-mooh
  - 2 \*duck-quack
  - 3 \*sheep-bah

# ANIMALS


## At the Zoo

### WILD ANIMALS

- 1  lion
- 2  tiger
- 3  panther
- 4  leopard
- 5  wolf
- 6  elephant
- 7  rhinocerus
- 8  hippopotamus
- 9  gorilla
- 10  orang-utan
- 11  monkey
- 12  bear
- 13  panda
- 14  koala
- 15  kangaroo



- 16  buffalo
- 17  giraffe
- 18  zebra
- 19  camel
- 20  antelope
- 21  deer
- 22  flamingo
- 23  ostrich
- 24  eagle
- 25  parrot
- 26  crocodile
- 27  alligator



28  snake

29  scorpion

### FEATURES


30  antlers

31  hooves






32  hump

33  mane

34  trunk


35  tusks

### Activities

- 1  Listen and repeat.
- 2  Now, read the words.
- 3  Look at the picture. Which animals have antlers/hooves/ a trunk?
- 4  Look at the picture again. Which wild animals can you not see?
- 5  Game. Your teacher starts a chain round the class. Each student adds a word. If you forget what the others before you said, you're out. The last one in is the winner!  
 e.g. T: In the zoo there are some elephants.  
 S1: In the zoo there are some elephants and zebras.  
 S2: In the zoo there are some elephants, some zebras and...

### The Elephant and the Monkey

I once met a beautiful bear,  
 Who lived in a warm dark lair.  
 Her name was Sue and what did we do?  
 We went to the Animal Fair.  
 A monkey fell out of his bunk.  
 And slid down the elephant's trunk.  
 The elephant sneezed and fell on his knees,  
 And that was the end of the monkey,  
 Monkey, monkey, monkey,  
 Monkey, monkey, monkey, monkey, monk.

- 6  Sing the song!

Marine World

1 albatross

2 walrus

9 humpback whale

IN THE SEA

11 tuna fish

15 shark

16 eel

19 shipwreck

20 seaweed

21 seahorse

22 sea urchin

23 shell

25 shrimp

24 mussel

ON THE SEABED

IN THE AIR

3 penguin



4 seal



5 seagull

6 polar bear



ON THE ROCKS

7 iceberg

8 jellyfish



10 swordfish



12 turtle



13 killer whale



14 dolphin



### Activities

18 coral



17 ray



28 octopus



26 starfish



27 crab



- 1
- 2
- 3
- 4



Listen and repeat.

Now, read the words.

Which of these animals do you like the most?

Memory game. Work in two teams. Look at the picture for two minutes, then close your books. How many animals can you remember? The team that can remember the most wins.

e.g.

T: OK, Team A, which animals can you remember?

Team A S1: A shark and a seal.

T: Good. 2 points for Team A.

The Weather

WEATHER WORDS



1 sun



2 ray



3 sky



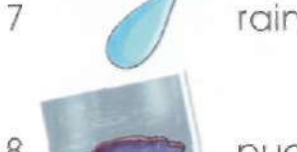
4 cloud



5 wind



6 rain



7 raindrop



8 puddle



9 lightning



10 thunderstorm




11 mist



12 hail



13 hailstorm



14 snow



15 snowflake



16 blizzard



17 ice



18 icicle



19 heatwave



20 temperature (26 degrees Celsius)



21 thermometer



22 weather forecaster








23 weather forecast

## WEATHER CONDITIONS



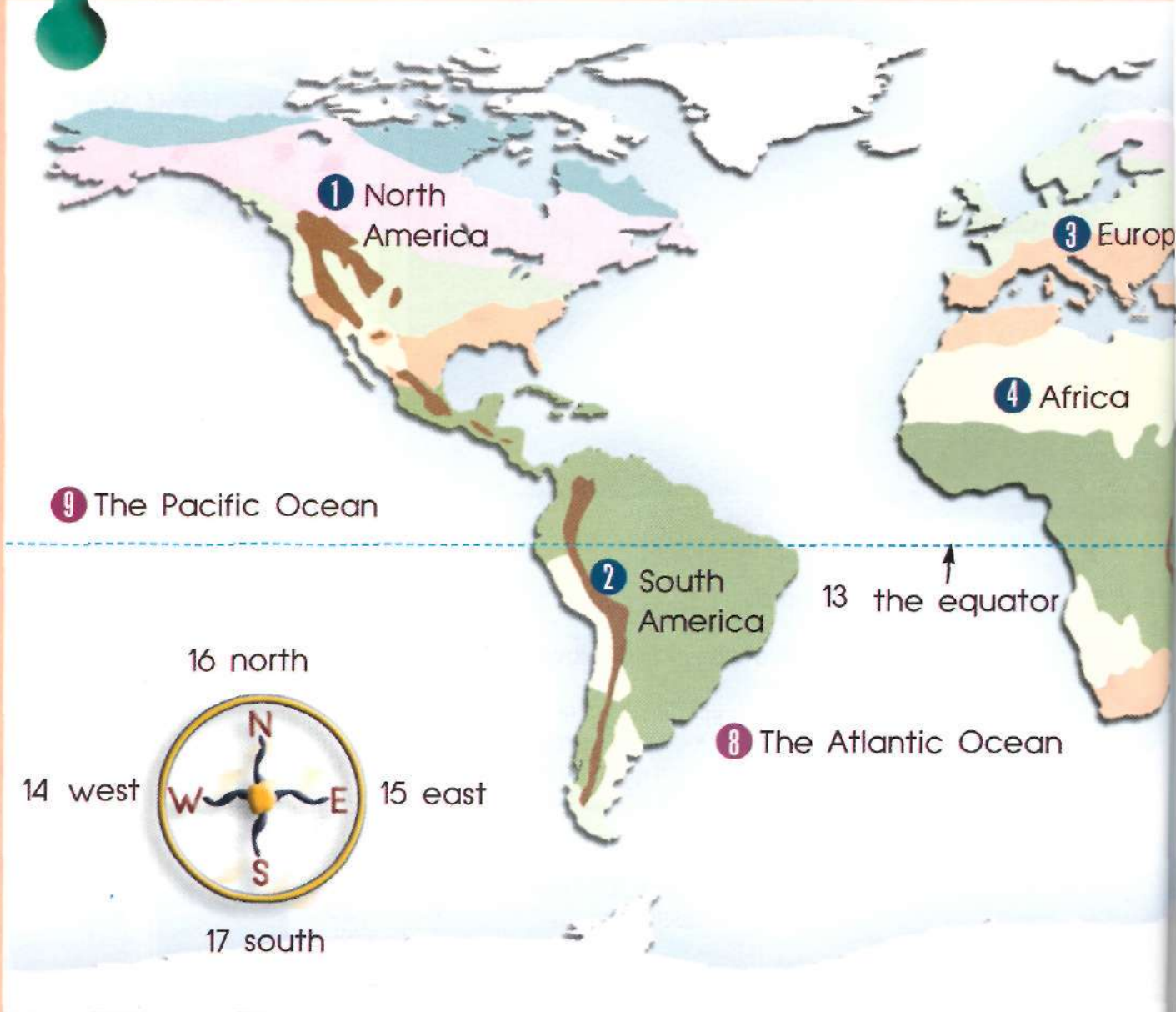
## Activities

- 1  Listen and repeat.
- 2  Now, read and the words.
- 3  What is the weather like today in your town/city?  
What will it be like tomorrow?
- 4  Game. Work in two teams. Spell the words your teacher says. You get 1 point for each correct word you spell. The first team to get 5 points wins.  
e.g. T: cold  
Team A S1: C - O - L - D  
T: Well done! 1 point for Team A.
- 5  Sing the song!

### The Weather Song

It's raining, it's pouring,  
The old man is snoring,  
He went to bed and bumped his head,  
And couldn't get up in the morning.


Rain, rain, go away.  
Come again another day.  
Rain, rain, go away.  
Come again another day.



TYPES OF CLIMATE

18 polar

-50°C  
0°C



19 mountain

-20°C  
20°C



20 tundra

-20°C  
10°C








21 continental

-20°C  
25°C





## Activities

- 1  Listen and repeat.
- 2  Now, read the words.
- 3  In which continent is your country? What's the climate like in your country?
- 4  Look at the picture. How many continents/oceans are there?
- 5  Game. Your teacher says the name of a country. You name the continent it belongs to. You get 1 point for each correct answer. The first student to get 5 points wins.  
e.g. T: France.  
S1: Europe  
T: Good! 1 point for...



## CONTINENTS

- 1 North America
- 2 South America
- 3 Europe
- 4 Africa
- 5 Asia
- 6 Australia
- 7 Antarctica

## OCEANS

- 8 The Atlantic Ocean
- 9 The Pacific Ocean
- 10 The Indian Ocean
- 11 The Arctic Ocean
- 12 The Antarctic Ocean

2 tropical

23 mediterranean

24 desert


40° C

-5° C

-3° C

35° C

52° C



# The Landscape

NATURAL FEATURES


## NATURAL DISASTERS




15 drought



16 earthquake



17 flood



18 forest fire




19 hurricane

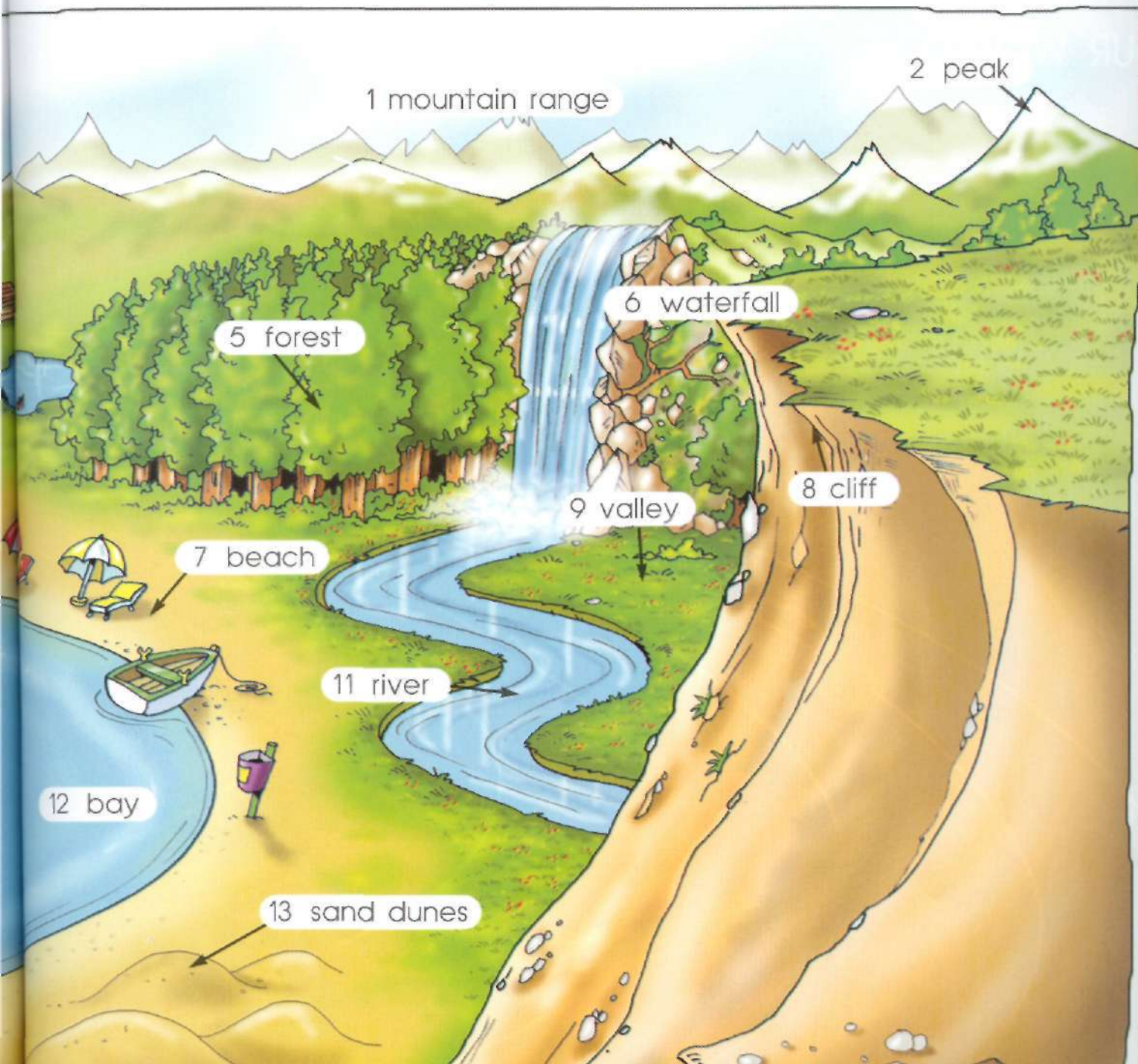


20 tidal wave







21 volcanic eruption






## Activities

- 1  Listen and repeat.
- 2  Now, read the words.
- 3  Look at the pictures. Can you find 2 natural features beginning with **b** and 2 beginning with **c**?
- 4  Memory game. Work in two teams. Look at the picture for two minutes, then close your books. How many natural features and natural disasters can you remember? The team that can remember the most wins.  
 e.g.            *T: OK, Team A, what natural features can you remember?*  
                   *Team A S1: Ocean and beach.*  
                   *T: Good. 2 points for Team A.*

# The Solar System



5 Jupiter






4 Mars

8 Neptune

6 Saturn

9 Pluto

## Activities

- 1  Listen and repeat.
- 2  Now, read the words.
- 3  Is the sun a planet or a star? Which planet is nearest to the sun? Which planet is furthest from the sun?
- 4  Game. Start a chain round the class saying the planets of our solar system. Each student says a planet. If you forget which planet is next, you're out. The last one in is the winner.
- 5  Game. Work in two teams. Spell the words your teacher says. You get 1 point for each correct word you spell. The first team to get 5 points wins.  
e.g. T: Mars  
Team A S1: M - A - R - S  
T: Well done! 1 point for Team A.

2 Venus


1 Mercury

3 Earth

11 the Moon

10 the Sun

7 Uranus



2 aeroplane

3 airport

4 helicopter

5 coach

12 lorry

🎵 The wheels on the bus 🎵

The wheels on the bus go round and round,  
Round and round, round and round.  
The wheels on the bus go round and round,  
All day long.

- 1 The cars on the road go beep-beep-beep...
- 2 The boats on the sea go splash-splash-splash...
- 3 The planes in the air go zoom-zoom-zoom...

17 police car

18 fire engine

19 ambulance

20 caravan

21 car

BUS STOP

1 hot-air balloon

8 ship

LINES

9 hovercraft

10 hydrofoil

6 train

7 port

14 tram






11 speedboat

13 underground train

15 bus

16 bus station















## Activities

- 1  Listen and repeat.
- 2  Now, read the words.
- 3  Which means of transport do we use to travel by air, by sea, by land?
- 4  Memory game. Work in two teams. Look at the picture for two minutes, then close your books. How many words can you remember? The team that can remember the most wins.  
e.g.            T: OK. Team A, what words can you remember?  
Team A S1: Bus station and car.  
               T: Good! 2 points for Team A.
- 5  Sing the song!



23 motorbike

22 car park


On the Road

- 1  street/road
- 2  motorway
- 3  bridge
- 4  lane
- 5  road markings
- 6  pedestrian crossing
- 7  road sign
- 8  pavement
- 9  corner
- 10  lamp post
- 11  bus stop
- 12  telephone box
- 13  traffic light
- 14  traffic warden



- 15  petrol station
- 16  petrol pump
- 17  bonnet





18



boot

19






engine

20



number plate

## Activities

- 1  Listen and repeat.
- 2  Now, read the words.
- 3  Game. Your teacher starts a chain round the class. Each student adds a word. If you forget what the others before you said, you're out. The last one in is the winner.  
*e.g. T: There is a petrol station in the picture.*  
*S1: There is a petrol station and a lamp post in the picture.*  
*S2: There is a petrol station, a lamp post and... etc.*

Main Street

SHOPS AND BUILDINGS

JOBS



18 baker



19 butcher



20 chemist



21 greengrocer



22 librarian








23 refuse collector




24 newsagent



## Activities

-  Listen and repeat.
-  Now, read the words.
-  Look at the picture. Are there any of these shops and buildings near your home?
-  Game. Your teacher starts a chain round the class. Each student adds a word. If you forget what the others before you said, you're out. The last one in is the winner.  
*e.g. T: There is a hotel in our town.*  
*S1: There is a hotel and a butcher's in our town.*  
*S2: There is a hotel, a butcher's and... etc.*
-  Game. Work in two teams. Spell the words your teacher says. You get 1 point for each correct word you spell. The first team to get 10 points wins.  
*e.g. T: gym*  
*Team A S1: G - Y - M*  
*T: Good! 1 point for Team A.*



## COMMUNITIES



25 village




26 town

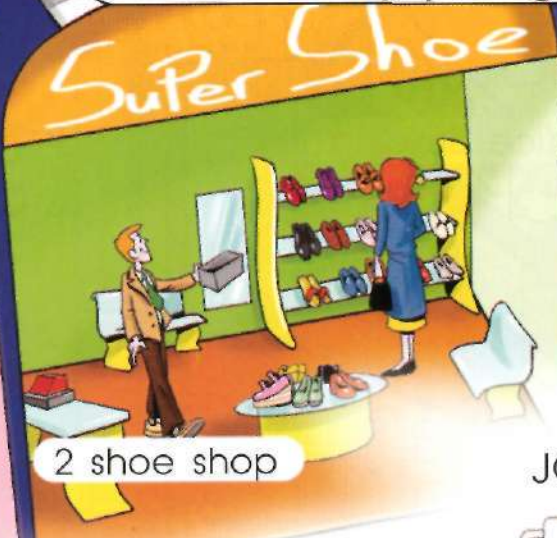


27 city


In a Shopping Centre



1 clothes shop



2 shoe shop



3 florist's

JOB



21 shop assistant

20 optician



19 florist



22 travel age



23 jeweller



24 hairdresser



8 escalator



11 optician's



12 jeweller's



10 CD shop

13 fast food restaurant

17 phone booth

9 card shop

KAREN

PAGES





4 hairdresser's

5 bookshop

6 lift

7 toy shop

### Activities

- 1  Listen and repeat.
- 2  Now, read the words.
- 3  Is there a shopping centre where you live? What shops are in it? Do you like shopping there?
- 4  Game. A student chooses a shop/job in the picture. He/She helps the class find it by giving the first letter of the word. Each correct answer gets 1 point. The first student to get 5 points is the winner.  
 e.g. S1: I spy with my little eye something beginning with **b**.  
 S2: Is it a bookshop?  
 S1: Yes.  
 T: Good! 1 point for...

SUN TRAVEL

HEAVEN ISLAND  
15 days £250.00

15 pet shop

14 travel agent's

MEGAVID

FILMS  
• ACTION  
• THRILLER  
• ROMANCE  
• CARTOONS  
• FICTION  
• CLASSIC

16 video shop

INFO

18 information desk

At the Clinic

PEOPLE

1



doctor

2



dentist

3



surgeon

4



nurse

5



patient

MEDICAL WORDS

6



first aid kit

7



medical instruments

8



bandage

9



sticking plaster

10



injection

11



thermometer

12



medicine

13



prescription

14



pill

15



sling

16



cast

17



blood

18



stitches

19



X-ray

20





stretcher



21



wheelchair










 Miss Polly had a dolly 

Miss Polly had a dolly  
 Who was sick, sick, sick  
 So she phoned for the doctor  
 To be quick, quick, quick.  
 The doctor came with his bag and his hat,  
 And he rapped at the door with a rat-tat-tat.  
 He looked at the dolly  
 And he shook his head  
 and he said, "Miss Polly,  
 Put her straight to bed."  
 He wrote on a paper for a pill, pill, pill.  
 "I'll be back in the morning with my bill, bill, bill".

## Activities

- 1  Listen and repeat.
- 2  Now, read the words.
- 3  Who should you see if you have got toothache/earache?
- 4  Game. Work in two teams. Spell the words your teacher says. You get 1 point for each correct word you spell. The first team to get 5 points wins.  
*e.g. T: pill*  
*Team A S1: P - I - L - L*  
*T: Great! 1 point for Team A.*
- 5  Sing the Song!

## MEDICAL PROBLEMS

- 22  bruise
- 23  earache
- 24  headache
- 25  stomachache
- 26  toothache
- 27  sore throat
- 28  temperature
- 29  cut

Opposites

1 big

2 small

3 blunt

4 sharp

5 cheap

6 expensive

7 clean

8 dirty

9 difficult

$$\frac{\sqrt{2x-4}}{2n} - \sqrt{\frac{3x}{2}} =$$

$$10-2=8$$

10 easy

11 empty

12 full

13 fast

14 slow

15 fat

16 thin

17 front

18 back

19 good

20 bad

21 hard

22 soft

23 heavy

24 light

25 here

26 there

27 high

28 low

29 hot

30 cold

31 left

32 right

33 light

34 dark

35 long

36 short

37 near

38 far



39 noisy



40 quiet

41 old



42 new

43 old-fashioned



44 modern

45 open



46 closed

47 right

$$2 \times 4 = 8$$

$$2 \times 4 = 13$$

48 wrong

49 rough



50 smooth

51 same



52 different

53 strong



54 weak

55 sweet



56 sour

57 top



58 bottom

59 true







60 false


61 young



62 old

## Activities

-  Listen and repeat.
-  Now, read the words.
-  Game. Work in two teams. Your teacher says a word and you give its opposite. You get 1 point for each correct answer. The first team to get 10 points is the winner.  
e.g. T: Big  
Team A S1: Small  
T: Good. 1 point for Team A.
-  Which words would you use to describe these pictures?

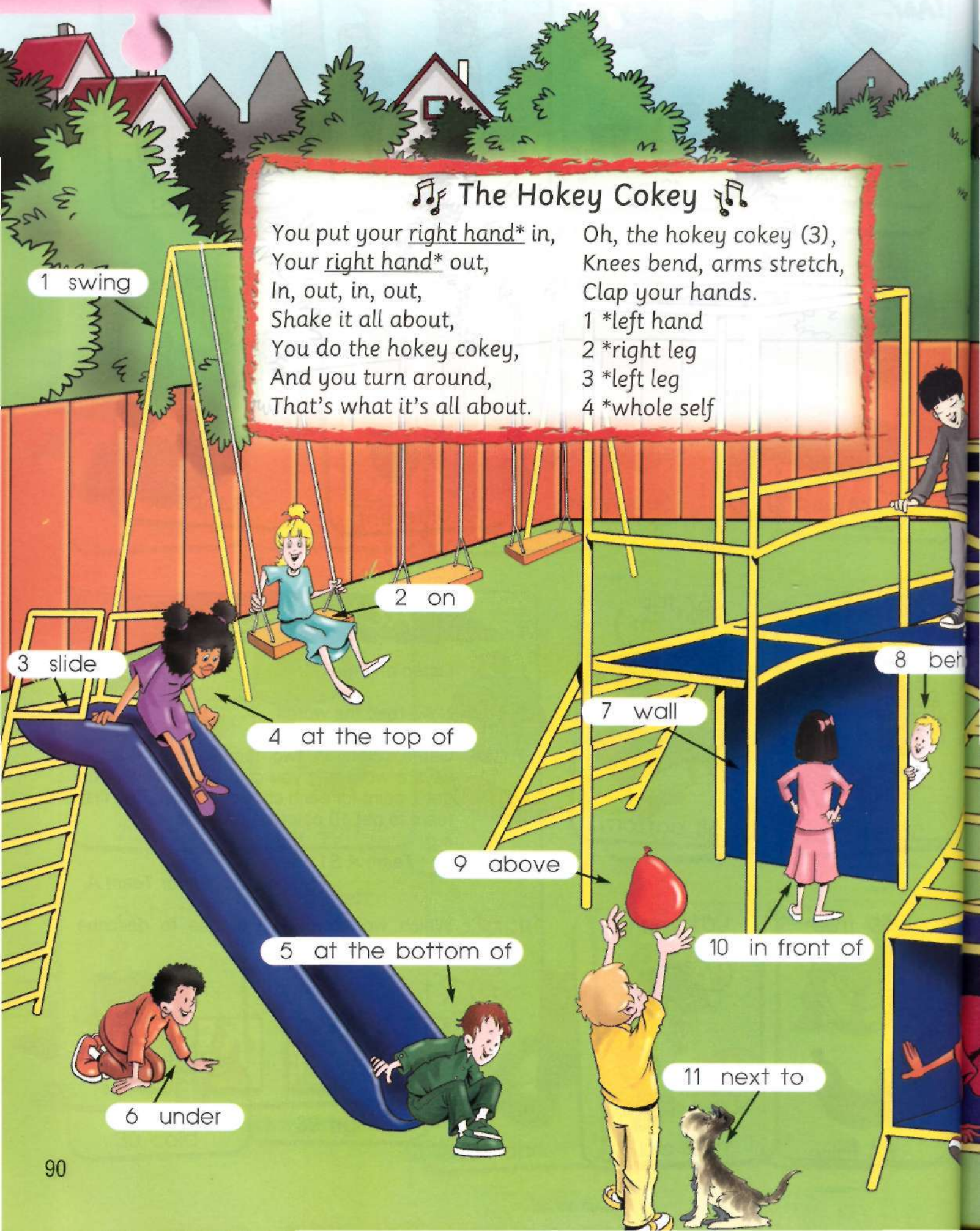


🎵 The Hokey Cokey 🎵

You put your right hand\* in,  
Your right hand\* out,  
In, out, in, out,  
Shake it all about,  
You do the hokey cokey,  
And you turn around,  
That's what it's all about.

Oh, the hokey cokey (3),  
Knees bend, arms stretch,  
Clap your hands.

- 1 \*left hand
- 2 \*right leg
- 3 \*left leg
- 4 \*whole self



1 swing

2 on

3 slide

4 at the top of

7 wall

8 behind

9 above





5 at the bottom of

10 in front of


6 under

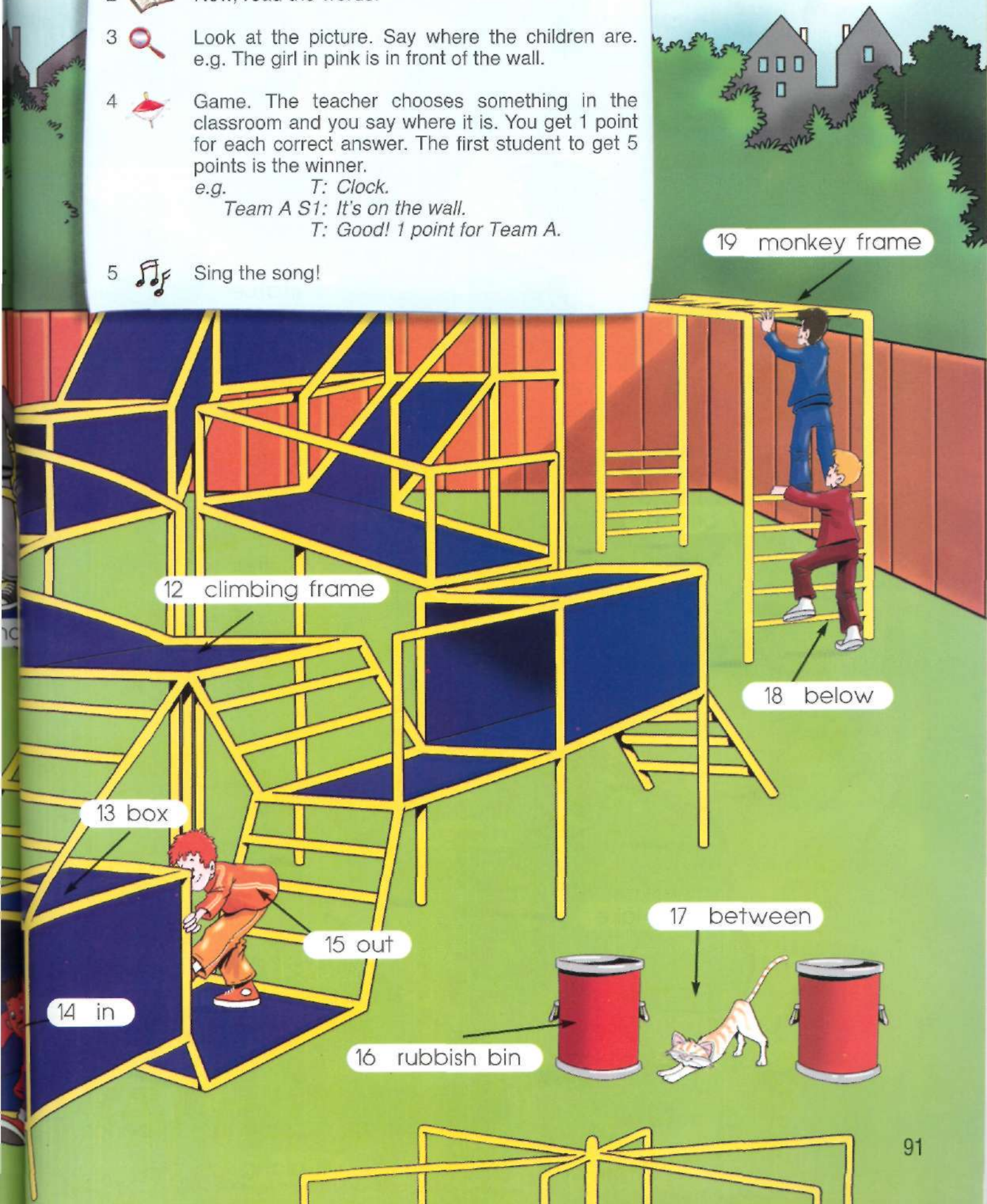
11 next to

# Activities


- 1  Listen and repeat.
- 2  Now, read the words.
- 3  Look at the picture. Say where the children are. e.g. The girl in pink is in front of the wall.
- 4  Game. The teacher chooses something in the classroom and you say where it is. You get 1 point for each correct answer. The first student to get 5 points is the winner.

e.g. T: Clock.  
Team A S1: It's on the wall.  
T: Good! 1 point for Team A.

- 5  Sing the song!



In the Maze



1 entrance

3 well

2 into

4 towards

5 statue

8 over

9 arch

6 past

7 bridge

10 through


11 across

12 lake

14 onto

15 bench

13 along







21 out of  
22 exit

16 fountain  
17 round

18 hill  
19 up  
20 down

### Activities

-  Listen and repeat.
-  Now, read the words.
-  Look at the picture and talk about the children in it. e.g. A boy is going into the maze.
-  Game. Work in two teams. Your teacher chooses a word from the picture. You make a sentence with the word using the correct preposition. You get 1 point for each correct answer. The first team to get 5 points wins.  
e.g. T: Bench.  
Team A S1: Bruno is jumping onto the bench.  
T: Excellent! 1 point for Team A.

WORDS

A Summer Camp



1

2

3

4

6

9

10

11

5

7

8

13

12

21

19

18

14

26

25

24






23

22



- |                |                  |             |
|----------------|------------------|-------------|
| 1 turn off     | 10 brush         | 19 stand up |
| 2 lift         | 11 clean         | 20 drink    |
| 3 tie up       | 12 sleep         | 21 eat      |
| 4 get up       | 13 dream         | 22 open     |
| 5 wake up      | 14 put away      | 23 wash     |
| 6 stretch      | 15 wash up       | 24 mop      |
| 7 get dressed  | 16 set the table | 25 turn on  |
| 8 make the bed | 17 sweep         | 26 hang up  |
| 9 yawn         | 18 sit down      |             |

## Activities

- 1  Listen and repeat.
- 2  Now, read the words.
- 3  Look at the picture. Say what is happening in the dormitory, the kitchen and the bathroom.  
e.g. *In the dormitory a man is turning off the light.*
- 4  Game. Work in two teams. Your teacher chooses a verb and mimes it. You guess which verb your teacher is miming. You get 1 point for each correct answer. The first team to get 5 points wins.  
e.g. T: *(mimes stretching)*  
Team A S1: *Are you waking up?*  
T: *No, I'm not.*  
Team B S1: *Are you stretching?*  
T: *Yes, I am. Good. 1 point for Team B.*
- 5  Sing the song!

## The Mulberry bush

Here we go round the mulberry bush,  
The mulberry bush, the mulberry bush,  
Here we go round the mulberry bush,  
On a cold and frosty morning.


This is the way we clean our teeth\*,  
Clean our teeth\*, clean our teeth\*,  
This is the way we clean our teeth\*,  
On a cold and frosty morning.

- 1 \* comb our hair
- 2 \* wash our face

# A School Fair







- |   |       |    |         |    |       |
|---|-------|----|---------|----|-------|
| 1 | climb | 9  | wave    | 17 | push  |
| 2 | cycle | 10 | whisper | 18 | fall  |
| 3 | kick  | 11 | hug     | 19 | laugh |
| 4 | hit   | 12 | catch   | 20 | drive |
| 5 | fight | 13 | hide    | 21 | buy   |
| 6 | chase | 14 | dig     | 22 | give  |
| 7 | throw | 15 | kiss    |    |       |
| 8 | water | 16 | carry   |    |       |





## 🎵 If you're happy and you know it 🎵


If you're happy and you know it,  
Clap your hands (2),  
If you're happy and you know it,  
Then your face is going to show it,  
If you're happy and you know it,  
Clap your hands.

If you're sad and you know it,  
Wipe your eyes (2),  
If you're sad and you know it,  
Then your face is going to show it,  
If you're sad and you know it, wipe your eyes.

















If you're angry and you know it, stamp your feet (2)  
If you're angry and you know it,  
Then your face is going to show it,  
If you're angry and you know it, stamp your feet.


## Activities

-  Listen and repeat.
-  Now, read the words.
-  Look at the picture and say what the people are doing. e.g. *Two boys are cycling.*
-  Game. Work in two teams. Your teacher chooses a verb and mimes it. You guess which verb your teacher is miming. You get 1 point for each correct answer. The first team to get 5 points wins.  
e.g. T: (*mimes waving*)  
Team A S1: *Are you throwing something?*  
T: *No, I'm not.*  
Team B S1: *Are you waving?*  
T: *Yes, I am. Good. 1 point for Team B.*


-  Sing the song!

At the Beach






- 1  cap
- 2  sunglasses
- 3  sunscreen
- 4  beach umbrella
- 5  beach mat
- 6  deckchair
- 7  cooler
- 8  beach ball
- 9  beach volley
- 10  bucket
- 11  spade
- 12  sandcastle
- 13  armbands
- 14  rubber ring
- 15  rubber dinghy
- 16  diving mask



- 17  snorkel
- 18  goggles
- 19  flippers
- 20  lifeguard
- 21  surfboard



## Activities

- 1  Listen and repeat.
- 2  Now, read the words.
- 3  What do you like to do when you go to the beach?
- 4  Look at the picture. What are the people doing?  
e.g. *A boy is windsurfing.*
- 5  Game. A student chooses something in the picture. He/She helps the class find it by giving the first letter of the word. You get 1 point for each correct answer. The first student to get 5 points is the winner.  
e.g. *S1: I spy with my little eye something beginning with c.*  
*S2: Is it a cap?*  
*S1: Yes.*  
*T: Good. 1 point for ...*

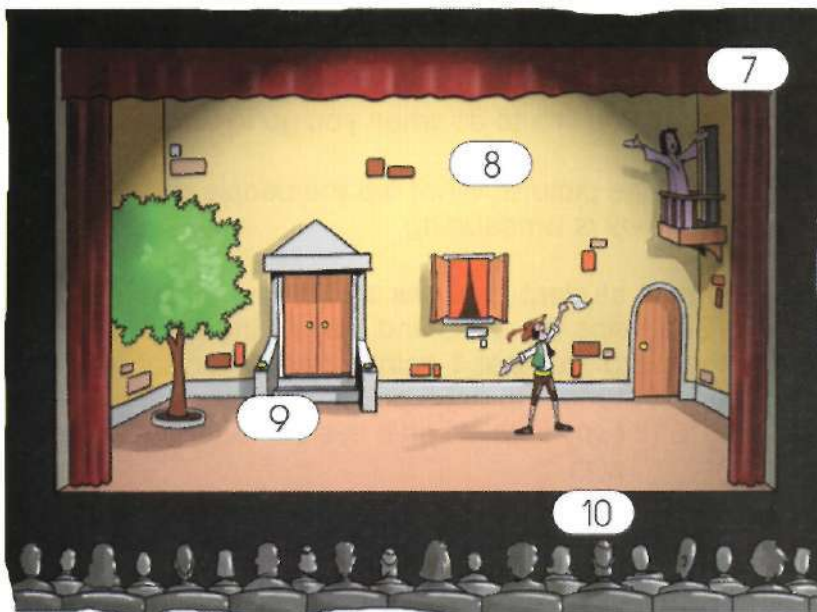


22  waves

23  sand

24  shell





25  pebbles




26  rock



- 1 At the zoo
- 2 information desk
- 3 zookeeper

## Activities

-  Listen and repeat.
-  Now, read the words.
-  Where do you like to go in your leisure time? How often do you go there?
-  Game. Work in two teams. Your teacher says what he/ she can see. You guess where he/she is. You get 1 point for each correct answer. The first team to get 6 points wins.  
e.g. T: I can see dodgems.  
Where am I?  
Team A S1: At the funfair.  
T: Good! 1 point for Team A.



4 At a sports event

5 team

6 fans

7 At the theatre

8 play

9 stage

10 audience

11 At an exhibition

12 painting

13 sculpture

14 At the natural science museum

15 dinosaur

16 exhibit

17 At the ballet

18 dancers

19 orchestra

20 conductor

21 At the cinema

22 film

23 screen

24 usher

25 At the funfair

26 roller-coaster

27 merry-go-round

28 big wheel

29 candyfloss

30 dodgems

# Home Entertainment

## 1 TV PROGRAMMES




2 cartoon



3 children's programme



4 comedy



5 documentary



6 game show



7 the news



8 sitcom



9 soap opera



10 talk show




11 remote control



12 TV guide

## 13 FILMS



## 20 RADIO PROGRAMMES



## Activities

- 1 Listen and repeat.
- 2 Now, read the words.
- 3 What kind of TV programmes/films do you like to watch? What kind of radio programmes do you like to listen to?
- 4 Memory game. Work in two teams. Look at the picture for two minutes, then close your books. How many TV/radio programmes and films can you remember? The team that can remember the most wins.  
e.g. T: OK, Team A, what TV programmes can you remember?  
Team A S1: Comedy and sitcom.  
T: Good! 2 points for Team A.

Fairy Tales

CHARACTERS

- 1  king
- 2  queen
- 3  prince
- 4  princess
- 5  knight
- 6  pirate
- 7  fairy
- 8  genie
- 9  mermaid
- 10  witch
- 11  wizard
- 12  vampire
- 13  giant
- 14  monster
- 15  dragon
- 16  ghost
- 17  alien







PLACES AND THINGS

- 18  castle
- 19  moat
- 20  crown
- 21  armour
- 22  shield
- 23  sword
- 24  broomstick
- 25  wand
- 26  cauldron



## Activities

- 1  Listen and repeat.
- 2  Now, read the words.
- 3  Game. A student chooses something in the picture. He/She helps the class find it by giving the first letter of the word. You get 1 point for each correct answer. The first student to get 5 points is the winner.  
e.g. S1: I spy with my little eyes something beginning with *m*.  
S2: Is it a mermaid?  
S1: Yes.  
T: Good. 1 point for ...
- 4  Sing the song!

## Sleeping Beauty

- 1 There was a princess long ago,  
Long ago, long ago.  
There was a princess long ago,  
Long ago.
- 2 And she lived in a tall white castle,  
Tall white castle, tall white castle,  
And she lived in a tall white castle,  
Tall white castle.
- 3 One day a bad queen cast a spell ...
- 4 The princess slept for a hundred years ...
- 5 A big green forest grew around ...
- 6 A handsome prince came riding by ...
- 7 He cut the trees down with his sword ...
- 8 He kissed her hand to wake her up ...
- 9 So everybody's happy now ...

27  lamp

28  treasure

29  skeleton

30  spaceship

## Word list

### THE BASICS

#### The Alphabet (p. 6-7)

alphabet /ælfəbet/  
and /ænd/  
apple /æp<sup>əl</sup>/  
ball /bɔ:l/  
box /bɒks/  
capital letters /kæpɪt<sup>əl</sup> letə'z/  
cat /kæt/  
consonants /kɒnsənənts/  
doll /dɒl/  
egg /eg/  
frog /frɒg/  
glass /glɑ:s/  
hat /hæt/  
igloo /ɪglu:  
jam /dʒæm/  
kite /kaɪt/  
lamb /læm/  
letters /letə'z/  
man /mæn/  
net /net/  
onion /ʌnʃən/  
pen /pen/  
queen /kwɪn/  
ring /rɪŋ/  
small letters /smɔ:l letə'z/  
song /sɒŋ/  
star /stɑ:'/  
train /treɪn/  
umbrella /ʌmbrelə/  
van /væn/  
vowels /vəʊəlz/  
watch /wɒtʃ/  
words /wɜ:'dz/  
yacht /jɒt/  
zoo /zu:/

#### Numbers (p. 8-9)

a hundred /ə hʌndrəd/  
cardinals /kɑ:'dn<sup>ə</sup>lz/  
divided by /dɪvaɪdɪd baɪ/  
eight /eɪt/  
eighteen /eɪtɪn/  
eighth /eɪtθ/  
eighty /eɪtɪ/  
eleven /ɪlev<sup>n</sup>/  
eleventh /ɪlev<sup>n</sup>θ/

equals /ɪkwəlz/  
even numbers /ɪv<sup>n</sup> nʌmbə'z/  
fifteen /fɪftɪn/  
fifth /fɪfθ/  
fifty /fɪftɪ/  
finish /fɪnɪʃ/  
first /fɜ:'st/  
five /faɪv/  
forty /fɔ:'ti/  
four /fɔ:'/  
fourteen /fo:'ti:n/  
fourteenth /fo:'ti:nθ/  
fourth /fɔ:'θ/  
minus /maɪnəs/  
nine /naɪn/  
nineteen /naɪntɪn/  
ninety /naɪntɪ/  
ninth /naɪnθ/  
numbers /nʌmbə'z/  
odd numbers /ɒd nʌmbə'z/  
one /wʌn/  
ordinals /ɔ:'dn<sup>ə</sup>lz/  
plus /plʌs/  
second /sekənd/  
seven /sev<sup>n</sup>/  
seventeen /sev<sup>n</sup>ti:n/  
seventh /sev<sup>n</sup>θ/  
seventy /sev<sup>n</sup>ti/  
six /sɪks/  
sixteen /sɪkstɪn/  
sixth /sɪksθ/  
sixty /sɪksti/  
ten /ten/  
tenth /tenθ/  
third /θɜ:'d/  
thirteen /θɜ:'ti:n/  
thirteenth /θɜ:'ti:nθ/  
thirty /θɜ:'ti/  
three /θri:/  
times /taɪmz/  
twelfth /twelfθ/  
twelve /twelv/  
twenty /twenti/  
twenty-one /twenti-wʌn/  
two /tu:/

#### Colours (p. 10-11)

black /blæk/  
brown /braʊn/  
colours /kʌlə'z/

dark blue /dɑ:'k blu:/  
green /grɪn/  
grey /greɪ/  
light blue /laɪt blu:/  
orange /ɒrɪndʒ/  
pink /pɪŋk/  
purple /pɜ:'p<sup>əl</sup>/  
red /red/  
white /'waɪt/  
yellow /jeləʊ/

### PEOPLE

#### Describing People (p. 12-13)

bald /bɔ:ld/  
beard /bɪəd/  
black /blæk/  
blond(e) /blɒnd/  
brown /braʊn/  
cheek /tʃi:k/  
chin /tʃɪn/  
curly /kɜ:'li/  
dimple /dɪmp<sup>əl</sup>/  
ear /ɪə/  
eye /aɪ/  
eyebrow /aɪbraʊ/  
eyelashes /aɪləʃɪz/  
eyelid /aɪlɪd/  
fair /feə/  
forehead /fo:'hed/  
freckles /frek<sup>ə</sup>lz/  
fringe /frɪndʒ/  
ginger /dʒɪndʒə/  
grey /greɪ/  
hair /heə/  
jaw /dʒɔ:/  
lips /lɪps/  
long /lɒŋ/  
moustache /məʊstɑ:ʃ/  
mouth /maʊθ/  
nose /noʊz/  
nostril /nɒstri:l/  
pupil /pju:pɪl/  
short /ʃɔ:'t/  
straight /streɪt/  
teeth /ti:θ/  
the face /ðə feɪs/  
tongue /tʌŋ/

wavy /weɪvi/  
wrinkles /rɪŋkəlz/

### The Body (p. 14-15)

ankle /æŋkəl/  
arm /ɑːm/  
armpit /ɑːmpɪt/  
back /bæk/  
body /bɒdi/  
calf /kɑːf/  
chest /tʃest/  
elbow /elbəʊ/  
finger /fɪŋgə/  
fingernail /fɪŋgəˈneɪl/  
foot /fʊt/  
hand /hænd/  
head /hed/  
heel /hiːl/  
hip /hɪp/  
knee /niː/  
knuckle /ˈnʌkəl/  
leg /leg/  
neck /nek/  
palm /pɑːm/  
shin /ʃɪn/  
shoulder /ʃoʊldə/  
stomach /stʌmək/  
thigh /θaɪ/  
thumb /θʌm/  
toenail /toʊneɪl/  
toes /toʊz/  
waist /weɪst/  
wrist /rɪst/

### Clothes I (p. 16-17)

a pair of boots /ə peə əv buːts/  
a pair of high-heeled shoes /ə peə əv haɪ-hiːld ʃuːz/  
a pair of shoes /ə peə əv ʃuːz/  
a pair of trousers /ə peə əv traʊzəz/  
belt /belt/  
blouse /blaʊz/  
bracelet /breɪslɪt/  
clothes /kloʊðz/  
dress /dres/  
dressing gown /dresɪŋ gaʊn/  
earrings /ɪərɪŋz/  
glasses /glɑːsɪz/

handbag /hændbæg/  
hat /hæt/  
jacket /dʒækɪt/  
necklace /neɪklɪs/  
ring /rɪŋ/  
shirt /ʃɜːt/  
skirt /skɜːt/  
suit /suːt/  
tie /taɪ/

### Clothes II (p. 18-19)

a pair of dungarees /ə peə əv dʌŋgəriːz/  
a pair of jeans /ə peə əv dʒiːnz/  
a pair of shorts /ə peə əv ʃɔːts/  
a pair of socks /ə peə əv sɒks/  
a pair of trainers /ə peə əv treɪnəɪz/  
a pair of wellingtons /ə peə əv welɪŋtənz/  
cardigan /kɑːdɪgən/  
gloves /glɒvz/  
jumper /dʒʌmpə/  
leggings /legɪŋz/  
nightie /naɪti/  
pyjamas /pɪdʒəməz/  
raincoat /reɪnkəʊt/  
scarf /skɑːf/  
sweatshirt /swetʃɜːt/  
swimming trunks /swɪmɪŋ trʌŋks/  
tracksuit /træksuːt/  
T-shirt /tiːʃɜːt/  
vest /vest/

### Ben and Vicky's Family (p. 20-21)

adult /ædʌlt/  
aunt /aʊnt/  
baby /beɪbi/  
brother /brʌðə/  
child /tʃaɪld/  
children /tʃɪldrən/  
cousin /kʌzən/  
dad /dæd/  
daughter /dɔːtə/  
family /fæməli/  
family tree /fæməli triː/  
grandchildren /græntʃɪldrən/  
granddaughter /grændɔːtə/  
grandma /grænmaː/  
grandpa /grænpɑː/  
grandparents /grænpæərənts/  
grandson /grænsʌn/  
married /mæriɪd/  
middle-aged person /mɪdʒl-æɪdʒd psːɪsən/  
mum /mʌm/  
nephew /nefjuː/  
niece /niːs/  
parents /peərənts/  
senior citizen /sɪnjəː sɪtɪzən/  
single /sɪŋgəl/  
sister /sɪstə/  
son /sʌn/  
teenager /tiːnædʒə/  
toddler /tɒdlə/  
uncle /ʌŋkəl/  
young adult /jʌŋ ædʌlt/

## HOME

### On the Outside (p. 22-23)

aerial /æəriəl/  
balcony /bælkəni/  
basement /beɪsmənt/  
block of flats /blɒk əv flæts/  
camper van /kæmpə væn/  
castle /kɑːsl/  
cave /keɪv/  
chimney /tʃɪmni/  
cottage /kɒtɪdʒ/  
detached house /dɪtætʃt haʊs/  
driveway /draɪvweɪ/  
fence /fens/  
floor /flɔː/  
flowerbed /flaʊəˈbed/  
French window /frentʃ wɪndəʊ/  
front door /frʌnt dɔː/  
garage /gɑːdʒn/  
garden /gɑːdn/  
gate /geɪt/  
greenhouse /grɪnhaʊs/  
ground floor /graʊnd flɔː/  
houseboat /haʊsboot/  
igloo /ɪgloo/  
letter box /letə bɒks/  
lighthouse /laɪthaʊs/  
patio /pætiəʊ/

## Word list

roof /ru:f/  
semi-detached houses /semi-  
dɪtætʃt haʊzɪz/  
skyscraper /skaɪskreɪpə/  
step /step/  
tent /tent/  
terraced houses /terɪst haʊzɪz/  
types of homes /taɪps əv hoʊmz/  
villa /vɪlə/  
wall /wɔ:l/  
wigwam /wɪgwæm/  
window /wɪndəʊ/  
windowsill /wɪndəʊsɪl/

### In the Inside I (p. 24-25)

armchair /ɑːm'tʃeə/  
bin /bɪn/  
CD /si: di:/  
CD player /si: di: pleɪə/  
chair /tʃeə/  
clock /klɒk/  
coffee table /kɒfi teɪbəl/  
cooker /kʊkə/  
cupboard /kʌbəd/  
curtain /kɜːtɪn/  
cushion /kʊʃən/  
dishwasher /dɪʃwɒʃə/  
door /dɔː/  
fireplace /faɪəpleɪs/  
freezer /friːzə/  
fridge /frɪdʒ/  
iron /aɪən/  
ironing board /aɪə'nɪŋ bɔːd/  
kettle /ketl/  
kitchen /kɪtʃɪn/  
lamp /læmp/  
living room /lɪvɪŋ ru:m/  
microwave /maɪkroʊweɪv/  
oven /ʌvən/  
photograph /fəʊtəgrɑ:f/  
picture /pɪktʃə/  
rug /rʌg/  
sink /sɪŋk/  
sofa /səʊfə/  
table /teɪbəl/  
telephone /telɪfəʊn/  
television /telɪvɪʒən/  
toaster /təʊstə/  
TV /ti: vi:/  
vacuum cleaner /vækju:m kli:nə/

vase /vɑ:z/  
video cassette /vɪdɪəʊ kaset/  
video recorder /vɪdɪəʊ rɪkɔːdə/  
washing machine /wɒʃɪŋ məʃɪn/

### In the Inside II (p. 26-27)

a bar of soap /ə bɑː əv səʊp/  
a bottle of shampoo /ə bɒtl əv  
ʃæmpuː/

a roll of toilet paper /ə rɔ:l əv  
tɔɪlət peɪpə/  
a tube of toothpaste /ə tjʊb əv  
tu:θpeɪst/

bath /bɑ:θ/  
bathmat /bɑ:θmət/  
bathroom /bɑ:θru:m/  
bed /bed/  
bedroom /bedru:m/  
bedside table /bedsaɪd teɪbəl/  
blanket /blæŋkɪt/  
bookcase /bʊkkeɪs/  
brush /brʌʃ/  
carpet /kɑːpɪt/  
chair /tʃeə/  
comb /kəʊm/  
desk /desk/  
drawer /drɔːə/  
duvet /duvet/  
floor /flɔː/  
mirror /mɪrə/  
pillow /pɪləʊ/  
plug /plʌg/  
sheets /ʃi:t/  
shower /ʃaʊə/  
sponge /sprʌŋdʒ/  
tap /tæp/  
toilet /tɔɪlət/  
toothbrush /tu:θbrʌʃ/  
towel /taʊəl/  
wardrobe /wɔːdrəʊb/  
washbasin /wɒʃbeɪsɪn/

### In the Garden (p. 28-29)

animals /ænɪməlz/  
bat /bæt/  
bee /bi:/  
bird /bɜːd/  
bird table /bɜːd teɪbəl/

branch /brɑ:ntʃ/  
butterfly /bʌtə'flaɪ/  
caterpillar /kætə'pɪlə/  
centipede /sentɪpɪd/  
daffodil /dæfədɪl/  
fox /fɒks/  
frog /frɒg/  
garden /gɑːdən/  
garden table /gɑːdən teɪbəl/  
grass /grɑ:s/  
hedgehog /hedʒhɒg/  
hosepipe /həʊzpaɪp/  
ladder /lædə/  
leaf /li:f/  
mole /mɔ:l/  
nettle /netl/  
padding pool /pædɪŋ pu:l/  
path /pɑ:θ/  
patio /pætiəʊ/  
plant pot /plɑ:nt pɒt/  
plants /plɑ:nts/  
rose /rəʊz/  
snail /sneɪl/  
things /θɪŋz/  
tree house /tri: haʊs/  
tree trunk /tri: trʌŋk/  
trees /tri:z/  
watering can /wɔːtə'ɪŋ kæn/  
worm /wɜ:m/

## FOOD

### At the Supermarket (p. 30-31)

apple /æpəl/  
aubergine /əʊbə'ʒɪn/  
banana /bə'nɑ:nə/  
broccoli /brɒkəli/  
butter /bʌtə/  
cabbage /kæbɪdʒ/  
carrot /kærət/  
cauliflower /kɔ:lɪflaʊə/  
celery /seləri/  
cheese /tʃi:z/  
cherries /tʃerɪz/  
chicken /tʃɪkɪn/  
coconut /kəʊkənʌt/  
cod /kɒd/  
courgette /kʊə'ʒet/

cream /kri:m/  
 cucumber /kju:kʌmbəʹ/  
 dairy products /deəri prɒdʌkts/  
 eggs /egz/  
 fish /fɪʃ/  
 fruit /fru:t/  
 grapefruit /greɪpfru:t/  
 grapes /greɪps/  
 lamb /læm/  
 lemon /lemən/  
 lettuce /letɪs/  
 margarine /mɑːdʒərɪn/  
 meat /mi:t/  
 milk /mɪlk/  
 mushroom /mʌʃru:m/  
 onion /ʌnjən/  
 orange /brɪndʒ/  
 peach /pi:tʃ/  
 pear /peəʹ/  
 pepper /pepəʹ/  
 pineapple /paɪnæpəl/  
 plum /plʌm/  
 potato /pəteɪtəʊ/  
 salmon /sæmən/  
 steak /steɪk/  
 strawberry /strɔːbrɪ/  
 supermarket /su:pə˹mɑːkɪt/  
 tangerine /tændʒərɪn/  
 tomato /təmətəʊ/  
 tuna /tju:nə/  
 vegetables /vedʒtəbəlɪz/  
 watermelon /wɔːtə˹melen/  
 yogurt /jɒgəʹt/

**In the Kitchen (p. 32-33)**

bake /beɪk/  
 boil /bɔɪl/  
 bottle /bɒtəl/  
 bowl /bəʊl/  
 breakfast /brekfəst/  
 chop /tʃɒp/  
 cooking words /kəʊkɪŋ wɜːdɪz/  
 cup /kʌp/  
 dinner /dɪnəʹ/  
 flour /flaʊəʹ/  
 fork /fɔːk/  
 fry /fraɪ/  
 frying pan /fraɪɪŋ pæn/  
 glass /glɑːs/  
 jar /dʒɑːʹ/

jug /dʒʌg/  
 kitchen /kɪtʃɪn/  
 knife /naɪf/  
 lunch /lʌntʃ/  
 meals /mi:lz/  
 mug /mʌg/  
 napkin /næpkɪn/  
 objects /ɒbdʒɪkts/  
 olive oil /ɒlɪv oɪl/  
 pepper /pepəʹ/  
 plate /pleɪt/  
 pour /pɔːʹ/  
 salt /sɔːlt/  
 saucepan /sɔːspən/  
 saucer /sɔːsəʹ/  
 slice /slaɪs/  
 spices /spɑːsɪz/  
 spoon /spu:n/  
 stir /stɜːʹ/  
 straw /strɔː/  
 sugar /ʃʊgəʹ/  
 tablecloth /teɪbəlklɒθ/  
 teapot /ti:pɒt/  
 the basics /ðə beɪsɪks/  
 tray /treɪ/  
 vinegar /vɪnɪgəʹ/

**A Party (p. 34-35)**

baked potato /beɪkt pəteɪtəʊ/  
 barbecue /bɑː˹bɪkjʊ˹/  
 birthday cake /bɜːθdeɪ keɪk/  
 biscuits /bɪskɪt/  
 burger /bɜːgəʹ/  
 chips /tʃɪps/  
 coffee /kɒfi/  
 coke /kəʊk/  
 crisps /krɪspz/  
 desserts /dɪzə˹ts/  
 drinks /drɪŋks/  
 jelly /dʒeli/  
 juice /dʒu:s/  
 lemonade /leməneɪd/  
 milkshake /mɪlkʃeɪk/  
 party snacks /pɑːtɪ snæks/  
 pasta /pæstə/  
 peanuts /pi:nʌts/  
 pizza /pɪtsə/  
 popcorn /pɒpkɔːn/  
 roast chicken /rəʊst ʃɪkɪn/  
 salad /sæləd/

sandwich /sænwɪdʒ/  
 sweets /swi:tɪz/  
 tea /ti˹/  
 water /wɔːtəʹ/

**TIME**

**What's the time? (p. 36-37)**

a.m. /eɪ em/  
 clock /klɒk/  
 clock face /klɒk feɪs/  
 day /deɪ/  
 five past one /faɪv pɑːst wʌn/  
 five to two /faɪv tə tu˹/  
 half past one /hɑːf pɑːst wʌn/  
 hands /hændz/  
 midday /mɪddeɪ/  
 midnight /mɪdnaɪt/  
 night /naɪt/  
 one o'clock /wʌn əklɒk/  
 p.m. /pi˹ em/  
 (a) quarter past one /kwɔːtəʹ pɑːst wʌn/  
 (a) quarter to two /kwɔːtəʹ tə tu˹/  
 ten past one /ten pɑːst wʌn/  
 ten to two /ten tə tu˹/  
 time /taɪm/  
 twenty five past one /twenti faɪv pɑːst wʌn/  
 twenty five to two /twenti faɪv tə tu˹/  
 twenty past one /twenti pɑːst wʌn/  
 twenty to two /twenti tə tu˹/  
 watch /wɒtʃ/

**Days and Dates (p. 38-39)**

(in the) afternoon /ɑːftə˹nu˹n/  
 date /deɪt/  
 dates /deɪts/  
 days /deɪz/  
 eighteenth /eɪtɪnθ/  
 (in the) evening /ɪ˹vɪnɪŋ/  
 fifteenth /fɪfti˹nθ/  
 fortnight /fɔːtnaɪt/  
 Friday /fraɪdeɪ/  
 Monday /mʌndeɪ/

## Word list

(in the) morning /mɔːnɪŋ/  
(at) night /naɪt/  
nineteenth /naɪntiːnθ/  
Saturday /sætəˈdeɪ/  
seventeenth /sevənˈtiːnθ/  
sixteenth /sɪksˈtiːnθ/  
Sunday /sʌndeɪ/  
thirtieth /θɜːˈtiːθ/  
thirty-first /θɜːˈtiːfɜːst/  
Thursday /θɜːzdeɪ/  
today /tədeɪ/  
tomorrow /təmɒrəʊ/  
Tuesday /tjuːzdeɪ/  
twentieth /twentiːθ/  
twenty-eighth /twentiːeɪθ/  
twenty-fifth /twentiːfɪfθ/  
twenty-first /twentiːfɜːst/  
twenty-fourth /twentiːfɔːθ/  
twenty-ninth /twentiːnaɪnθ/  
twenty-second /twentiːsekənd/  
twenty-seventh /twentiːsevənθ/  
twenty-sixth /twentiːsɪksθ/  
twenty-third /twentiːθɜːd/  
Wednesday /wenzdeɪ/  
week /wiːk/  
weekdays /wiːkdeɪz/  
weekend /wiːkend/  
yesterday /jestəˈdeɪ/

### The Year (p. 40-41)

April /eɪprəl/  
Aquarius /əkwɛəriəs/  
Aries /eəriːz/  
August /ɔːɡest/  
Autumn /ɔːtəm/  
Cancer /kænsəˈnɪ/  
Capricorn /kæprɪkɔːn/  
century /senʃəri/  
decade /dekeɪd/  
December /dɪsembəˈrɪ/  
February /febjuəri/  
Gemini /dʒemɪnaɪ/  
January /dʒænjuəri/  
July /dʒulaɪ/  
June /dʒuːn/  
leap year /liːp jɪə/  
Leo /liːoʊ/  
Libra /lɪbrə/  
March /mɑːtʃ/

May /meɪ/  
millennium /mɪlɪniəm/  
months /mʌnθs/  
November /noʊvembəˈrɪ/  
October /ɒktoʊbəˈrɪ/  
Pisces /paɪsɪz/  
Sagittarius /sædʒɪˈteəriəs/  
Scorpio /skɔːˈpiːoʊ/  
seasons /siːzənz/  
September /septembəˈrɪ/  
signs of the zodiac /saɪnz əv ðə  
zəʊdiæk/  
Spring /sprɪŋ/  
Summer /sʌməˈrɪ/  
Taurus /tɔːrəs/  
time /taɪm/  
Virgo /vɜːˈɡoʊ/  
Winter /wɪntəˈrɪ/  
year /jɪə/

## SCHOOL

### My School (p. 42-43)

answer /ˈɑːnsəˈrɪ/  
Art /ɑːt/  
ask /ɑːsk/  
changing rooms /tʃeɪndʒɪŋ ru:mz/  
circle /sɜːˈkəl/  
classroom /klɑːsrʊm/  
computer room /kəmˈpjʊtəˈrɪ ru:m/  
education /edʒəkeɪʃən/  
English /ɪŋɡlɪʃ/  
Geography /dʒɪɒɡrəfi/  
gym /dʒɪm/  
hall /hɔːl/  
History /hɪstəri/  
Languages /læŋɡwɪdʒz/  
library /laɪbrəri/  
listen /lɪsən/  
look /lʊk/  
Maths /mæθs/  
Music /mjuːzɪk/  
nursery school /nɜːsəri sku:l/  
Physical Education (PE) /fɪzɪkəl  
edʒəkeɪʃən/  
play /pleɪ/  
playground /pleɪɡraʊnd/  
playing field /pleɪɪŋ fi:ld/  
primary school /praɪməri sku:l/

read /riːd/  
rectangle /rektæŋɡl̩/  
school /sku:l/  
Science /saɪəns/  
science laboratory /saɪəns  
ləbɔːrətəri/  
secondary school /sekəndri sku:l/  
shapes /ʃeɪps/  
sing /sɪŋ/  
speak /spiːk/  
square /skweəˈrɪ/  
staff room /stɑːf ru:m/  
subjects /sʌbdʒɪkts/  
think /θɪŋk/  
triangle /traɪæŋɡl̩/  
verbs /vɜːˈbz/  
write /raɪt/

### Ben's Classroom (p. 44-45)

bell /bel/  
board /bɔːd/  
bookcase /bʊkkeɪs/  
calculator /kælkjʊleɪtəˈrɪ/  
chalk /tʃɔːk/  
classroom /klɑːsrʊm/  
coloured pencils /kɒləəd pensl̩z/  
computer /kəmˈpjʊtəˈrɪ/  
crayons /kreɪnz/  
desk /desk/  
drawing pin /drɔːɪŋ pɪn/  
globe /ɡləʊb/  
glue /ɡluː/  
lunch box /lʌntʃ bɒks/  
map /mæp/  
notebook /noʊtbʊk/  
noticeboard /noʊtɪsbɔːd/  
paint /peɪnt/  
paintbrush /peɪntbrʌʃ/  
paper /peɪpəˈrɪ/  
paper clip /peɪpəˈrɪ klɪp/  
pen /pen/  
pencil /pensl̩/  
pencil case /pensl̩ keɪs/  
pencil sharpener /pensl̩ ʃɑːpənəˈrɪ/  
poster /pəʊstəˈrɪ/  
pupil /pjuːpl̩/  
rubber /rʌbəˈrɪ/  
ruler /ruːləˈrɪ/  
schoolbag /sku:lbeɪɡ/  
scissors /sɪzəˈzɪ/

shelf /ʃelf/  
 sticky tape /stɪki teɪp/  
 teacher /ˈti:tʃə/  
 textbook /ˈtekstbʊk/

### In the Computer Room (p. 46-47)

CD /si di/  
 CD drive /si di draɪv/  
 CD recorder /si di rɪkɔːdə/  
 CD-ROM /si di rɒm/  
 CD-ROM drive /si di rɒm draɪv/  
 computer room /kəmˈpjʊtə rʊm/  
 disk drive /disk draɪv/  
 e-mail /i:məl/  
 floppy disk /flɒpi disk/  
 keyboard /ˈki:bɔːd/  
 modem /mɒdəm/  
 mouse /maʊs/  
 mouse pad /maʊs pæd/  
 plug /plʌg/  
 power switch /paʊə swɪtʃ/  
 printer /ˈprɪntə/  
 printout /ˈprɪntaʊt/  
 screen /skri:n/  
 speaker /ˈspi:kə/  
 tower /taʊə/  
 wire /waɪə/

### The Music Room (p. 48-49)

band /bænd/  
 brass instruments /brɑːs  
 ɪnstrəmənts/  
 cello /ˈtʃeləʊ/  
 choir /kwaɪə/  
 clarinet /ˈklærɪnet/  
 cymbals /ˈsɪmbəlz/  
 double bass /ˈdʌbl bæs/  
 drums /drʌmz/  
 flute /fluːt/  
 guitar /ˈɡɪtɑː/  
 harmonica /ˈhɑːmɒnɪkə/  
 harp /hɑːp/  
 keyboard instruments /ˈki:bɔːd  
 ɪnstrəmənts/  
 music room /ˈmjuːzɪk rʊm/  
 music stand /ˈmjuːzɪk stænd/  
 musical instruments /ˈmjuzɪkəl  
 ɪnstrəmənts/

note /nəʊt/  
 percussion instruments /pəˈkʌʃən  
 ɪnstrəmənts/  
 piano /ˈpiænəʊ/  
 recorder /rɪkɔːdə/  
 saxophone /sæksəfoʊn/  
 string instruments /strɪŋ  
 ɪnstrəmənts/  
 synthesizer /ˈsɪnθesaɪzə/  
 tambourine /tæmbəreɪn/  
 triangle /ˈtraɪæŋɡl̩/  
 trombone /ˈtrɒmbəʊn/  
 trumpet /ˈtrʌmpɪt/  
 violin /ˈvaɪəlɪn/  
 wind instruments /wɪnd  
 ɪnstrəmənts/  
 xylophone /ˈzaɪləfoʊn/

### Jobs (p. 50-51)

actor /æktə/  
 actress /æktres/  
 architect /ɑːˈkɪtekt/  
 artist /ɑːtɪst/  
 astronaut /æstrənɔːt/  
 builder /ˈbɪldə/  
 dancer /ˈdɑːnsə/  
 dentist /ˈdentɪst/  
 doctor /ˈdɒktə/  
 electrician /ˌɪlektɹɪˈʃn/  
 fire fighter /ˈfaɪə ˈfaɪtə/  
 gardener /ˈɡɑːdənə/  
 jobs /dʒɒbz/  
 journalist /ˈdʒɜːnəlɪst/  
 mechanic /ˈmɪkænɪk/  
 musician /ˈmjuːzɪˈʃn/  
 nurse /nɜːs/  
 photographer /ˈfɒtəɡrəfə/  
 pilot /ˈpaɪlət/  
 plumber /ˈplʌmə/  
 police officer /pəˈliːs ɒfɪsə/  
 postal worker /ˈpəʊstəl wɜːkə/  
 sailor /ˈseɪlə/  
 secretary /ˈsekreteri/  
 singer /ˈsɪŋə/  
 soldier /ˈsoʊldʒə/  
 vet /vet/

## ACTIVITIES

### Indoor Hobbies (p. 52-53)

autographs /ˌɔːtəɡrɑːfs/  
 board game /bɔːd ɡeɪm/  
 (a) book /bʊk/  
 cards /kɑːdz/  
 (to a) cassette /kæset/  
 (to a) CD /st di/  
 chess /tʃes/  
 coins /kɔɪnz/  
 collecting /kəlektɪŋ/  
 (a) comic /kɒmɪk/  
 completing a jigsaw /kəmˈplɪtɪŋ ə  
 ˈdʒɪɡsɔː/  
 (on the) computer /kəmˈpjʊtə/  
 (a) computer game /kəmˈpjʊtə  
 ɡeɪm/  
 construction blocks /kənˈstrʌkʃən  
 blɒks/  
 doll's house /dɒlz haʊs/  
 drawing a picture /draʊŋ ə ˈpɪktʃə/  
 hobbies /hɒbɪz/  
 (a) letter /ˈleɪtə/  
 listening /lɪsənɪŋ/  
 making models /ˈmeɪkɪŋ mɒdʰlz/  
 (to) music /ˈmjuːzɪk/  
 (a) musical instrument /ˈmjuzɪkəl  
 ɪnstrəmənt/  
 painting /ˈpeɪntɪŋ/  
 playing /ˈpleɪŋ/  
 (a) postcard /ˈpəʊstkɑːd/  
 racing car /ˈreɪsɪŋ kɑː/  
 (to the) radio /ˈreɪdɪəʊ/  
 reading /ˈriːdɪŋ/  
 stamps /stæmps/  
 teddy bear /ˈtedi biə/  
 television /ˈtelvɪʒən/  
 (with a) toy /tɔɪ/  
 toys /tɔɪz/  
 train set /ˈtreɪn set/  
 (a) video /ˈvɪdɪəʊ/  
 watching /ˈwɒtʃɪŋ/  
 writing /ˈraɪtɪŋ/

### At the Park (p. 54-55)

baseball /ˈbeɪsbɔːl/  
 baseball bat /ˈbeɪsbɔːl bæɪt/  
 bench /benʃ/

## Word list

bike /baɪk/  
climbing frame /klaɪmɪŋ freɪm/  
cycling /saɪklɪŋ/  
football /fʊtbɔːl/  
football pitch /fʊtbɔːl pɪtʃ/  
go cycling /gəʊ saɪklɪŋ/  
go on the climbing frame /gəʊ ən ðə klaɪmɪŋ freɪm/  
go on the roundabout /gəʊ ən ðə raʊndəbaʊt/  
go on the see-saw /gəʊ ən ðə siːsɔː/  
go on the slide /gəʊ ən ðə slaɪd/  
go on the swing /gəʊ ən ðə swɪŋ/  
go rollerblading /gəʊ rɒləˈbleɪdɪŋ/  
go skateboarding /gəʊ skeɪtbɔːrdɪŋ/  
go skipping /gəʊ skɪpɪŋ/  
goal /gəʊl/  
have a picnic /həv ə pɪknɪk/  
have a sandwich /həv ə sænwɪdʒ/  
have an ice-cream /həv ən aɪs-kriːm/  
hopscotch /hɒpskɒtʃ/  
ice-cream van /aɪs-kriːm væn/  
juggler /dʒʌɡlə/  
litter bin /lɪtə bɪn/  
park /pɑːk/  
picnic table /pɪknɪk teɪbəl/  
play baseball /pleɪ beɪsbɔːl/  
play football /pleɪ fʊtbɔːl/  
play hopscotch /pleɪ hɒpskɒtʃ/  
play in the sandpit /pleɪ ɪn ðə sændpɪt/  
play tennis /pleɪ tenɪs/  
playground /pleɪgraʊnd/  
rollerblades /rɒləˈbleɪdɪz/  
rollerblading /rɒləˈbleɪdɪŋ/  
roundabout /raʊndəbaʊt/  
sandpit /sændpɪt/  
see-saw /siːsɔː/  
skipping /skɪpɪŋ/  
skipping rope /skɪpɪŋ rəʊp/  
slide /slaɪd/  
swing /swɪŋ/  
tennis /tenɪs/  
tennis court /tenɪs kɔːt/  
tennis racquet /tenɪs ræktɪ/

## At the Sports Centre (p. 56-57)

archery /ɑːtʃəri/  
armbands /ɑːmbændz/  
arrow /æroʊ/  
badminton /bædmɪntən/  
ball /bɔːl/  
bars /bɑːz/  
basketball /bɑːskɪtbɔːl/  
basketball court /bɑːskɪtbɔːl kɔːt/  
basketball hoop /bɑːskɪtbɔːl huːp/  
bat /bæt/  
beam /biːm/  
belt /belt/  
bow /bəʊ/  
diving /daɪvɪŋ/  
diving board /daɪvɪŋ bɔːrd/  
do archery /duː ɑːtʃəri/  
do fencing /duː fensɪŋ/  
do gymnastics /duː dʒɪmnæstɪks/  
do martial arts /duː mɑːtʃəl ɑːts/  
fencing /fensɪŋ/  
foil /fɔɪl/  
go diving /gəʊ daɪvɪŋ/  
go ice-skating /gəʊ aɪs-skeɪtɪŋ/  
go swimming /gəʊ swɪmɪŋ/  
goggles /gɒɡlɪz/  
gymnastics /dʒɪmnæstɪks/  
ice rink /aɪs rɪŋk/  
ice-skates /aɪs-skeɪts/  
ice-skating /aɪs-skeɪtɪŋ/  
ladder /lædə/  
martial arts /mɑːtʃəl ɑːts/  
mask /mɑːsk/  
net /net/  
play badminton /pleɪ bædmɪntən/  
play basketball /pleɪ bɑːskɪtbɔːl/  
play table tennis /pleɪ teɪbəl tenɪs/  
practice mat /præktɪs mæt/  
racquet /ræktɪ/  
rings /rɪŋz/  
shuttlecock /ʃʌtəlkɒk/  
sports centre /spɔːts sentə/  
suit /suːt/  
swimming /swɪmɪŋ/  
swimming cap /swɪmɪŋ kæp/  
swimming pool /swɪmɪŋ puːl/  
table tennis /teɪbəl tenɪs/  
table tennis table /teɪbəl tenɪs teɪbəl/

target /tɑːɡɪt/

## At the Stadium (p. 58-59)

bronze medal /brɒnz medəl/  
discus /dɪskəs/  
finishing line /fɪnɪʃɪŋ laɪn/  
gold medal /ɡəʊld medəl/  
high jump /haɪ dʒʌmp/  
hurdle /hɜːdl̩/  
javelin /dʒævəlɪn/  
lane /leɪn/  
long jump /lɒŋ dʒʌmp/  
podium /pəʊdiəm/  
pole vault /pəʊl vɔːlt/  
relay /rɪleɪ/  
runner /rʌnə/  
seat /siːt/  
silver medal /sɪlvə medəl/  
spectator /spektətə/  
stadium /steɪdiəm/  
starting line /stɑːtɪŋ laɪn/  
ticket /tɪkɪt/  
track /træk/  
weightlifting /weɪtlɪftɪŋ/

## Outdoor Activities (p. 60-61)

activities /æktɪvɪtɪz/  
boat /bəʊt/  
camping /kæmpɪŋ/  
camping stove /kæmpɪŋ stəʊv/  
canoe /kənuː/  
canoeing /kənuːɪŋ/  
canopy /kænəpi/  
compass /kæmpəs/  
equipment /kwɪpmənt/  
flippers /flɪpəz/  
foam mat /fəʊm mæt/  
hang-glider /hæŋ-glaɪdə/  
hang-gliding /hæŋ-glaɪdɪŋ/  
harness /hɑːnɪs/  
helmet /helmt/  
hiking /haɪkɪŋ/  
hiking boots /haɪkɪŋ buːts/  
horse riding /hɔːs raɪdɪŋ/  
life jacket /laɪf dʒæktɪ/  
map /mæp/  
mask /mɑːsk/  
mountain bike /maʊntɪn baɪk/  
mountain biking /maʊntɪn baɪkɪŋ/



oars /ɔːz/  
 outdoor /aʊtɔːr/  
 oxygen cylinder /ɒksɪdʒən sɪlɪndə/  
 paddle /pæd<sup>əl</sup>/  
 paragliding /pærəglɑɪdɪŋ/  
 reins /reɪnz/  
 rock climbing /rɒk klaɪmɪŋ/  
 rope /roʊp/  
 rowing /roʊɪŋ/  
 rucksack /rʌksæk/  
 saddle /sæd<sup>əl</sup>/  
 sail /seɪl/  
 sailing /seɪlɪŋ/  
 scuba diving /skuːbæ daɪvɪŋ/  
 ski boots /skiː buːts/  
 ski poles /skiː pəʊlz/  
 skiing /skiɪŋ/  
 skis /skɪs/  
 sleeping bag /slɪpɪŋ bæɡ/  
 snowboard /snəʊbɔːd/  
 snowboarding /snəʊbɔːdɪŋ/  
 tent /tent/  
 wet suit /wet suɪt/  
 windsurfer /wɪndzɜːfə/  
 windsurfing /wɪndzɜːfɪŋ/

## ANIMALS

### Pets (p. 62-63)

aquarium /əkwɛəriəm/  
 beak /biːk/  
 bones /boʊnz/  
 budgie /bʌdʒi/  
 cage /keɪdʒ/  
 canary /kənəri/  
 cat /kæt/  
 cat basket /kæt bɑːskɪt/  
 claw /klɔː/  
 dog /dɒɡ/  
 dried food /draɪd fuːd/  
 feather /feðə/  
 features /fiːtʃəz/  
 fin /fɪn/  
 fish bowl /fɪʃ boʊl/  
 fur /fɜː/  
 goldfish /ɡoʊldfɪʃ/  
 hamster /hæmstə/  
 kennel /ken<sup>əl</sup>/

lizard /lɪzəd/  
 mouse /maʊs/  
 paw /pɔː/  
 pet food /pet fuːd/  
 pet homes /pet hoʊmz/  
 pets /pets/  
 rabbit /ræbɪt/  
 scales /skeɪlz/  
 seeds /siːdz/  
 tail /teɪl/  
 tortoise /tɔːtɔɪs/  
 wet food /wet fuːd/  
 whiskers /ˈwɪskəz/  
 wing /wɪŋ/

### On the Farm (p. 64-65)

ant /ænt/  
 bee /biː/  
 billy goat /bɪli ɡoʊt/  
 bull /bʊl/  
 calf /kɑːf/  
 chick /tʃɪk/  
 chicken /ˈtʃɪkɪn/  
 cockerel /kɒkərəl/  
 cow /kaʊ/  
 crow /kroʊ/  
 donkey /dɒŋki/  
 drive a tractor /draɪv ə træktə/  
 duck /dʌk/  
 duckling /dʌklɪŋ/  
 farm animals /fɑːm ænɪməlz/  
 farmer /fɑːmə/  
 feed chickens /fiːd ˈtʃɪkɪnz/  
 foal /foʊl/  
 goat /ɡoʊt/  
 goose /ɡuːs/  
 gosling /ɡɒzɪŋ/  
 horse /hɔːs/  
 kid /kɪd/  
 ladybird /leɪdɪbɜːd/  
 lamb /læm/  
 make scarecrows /meɪk skeəˈkroʊz/  
 milk cows /mɪlk kaʊz/  
 owl /aʊl/  
 plant seeds /plɑːnt siːdz/  
 sheep /ʃiːp/  
 sheepdog /ʃiːpdɒɡ/  
 spider /spaɪdə/

swan /swɒn/  
 wasp /wɒsp/  
 work in the fields /wɜːk ɪn ðə fiːldz/

### At the Zoo (p. 66-67)

alligator /ælɡɪteɪ/  
 antelope /æntləʊp/  
 antlers /æntləz/  
 bear /beə/  
 buffalo /bʌfələʊ/  
 camel /kæm<sup>əl</sup>/  
 crocodile /krɒkədɪl/  
 deer /diə/  
 eagle /iːɡl/  
 elephant /ələfənt/  
 features /fiːtʃəz/  
 flamingo /flæmɪŋɡoʊ/  
 giraffe /dʒɪrɑːf/  
 gorilla /ɡɔːrɪlə/  
 hippopotamus /hɪpəpɒtəməs/  
 hooves /huːvz/  
 hump /hʌmp/  
 kangaroo /kæŋɡəruː/  
 koala /kəʊlə/  
 leopard /lepəd/  
 lion /laɪən/  
 mane /meɪn/  
 monkey /mɒŋki/  
 orang-utan /ɔːræŋ-utæn/  
 ostrich /ɒstrɪtʃ/  
 panda /pændə/  
 panther /pænθə/  
 parrot /pærət/  
 rhinoceros /raɪnɒsərəs/  
 scorpion /skoʊpiən/  
 snake /sneɪk/  
 tiger /taɪɡə/  
 trunk /trʌŋk/  
 tusks /tʌskz/  
 wild animals /waɪld ænɪməlz/  
 wolf /wɒlf/  
 zebra /zebrə/

### Marine World (p. 68-69)

air /eə/  
 albatross /ælbətros/  
 coral /kɒrəl/  
 crab /kræb/

## Word list

dolphin /dɒlfɪn/  
eel /iːl/  
humpback whale /hʌmpbæk  
ˈweɪl/  
iceberg /aɪsbɜːɡ/  
jellyfish /dʒelɪfɪʃ/  
killer whale /kɪləˈ ˈweɪl/  
mussel /mʌsəl/  
octopus /ɒktəpəs/  
penguin /penɡwɪn/  
polar bear /pəʊləˈ beə/  
ray /reɪ/  
rocks /rɒks/  
sea /siː/  
sea urchin /siː ɜːtʃɪn/  
seabed /siːbed/  
seagull /siːɡʌl/  
seahorse /siːhɔːs/  
seal /siːl/  
seaweed /siːwiːd/  
shark /ʃɑːk/  
shell /ʃel/  
shipwreck /ʃɪprek/  
shrimp /ʃrɪmp/  
starfish /stɑːfɪʃ/  
swordfish /sɔːdfɪʃ/  
tuna fish /tjuːnə fɪʃ/  
turtle /tɜːtl̩/  
walrus /wɔːlrəs/

## OUR WORLD

### The Weather (p. 70-71)

blizzard /ˈblɪzəd/  
cloud /klaʊd/  
cloudy /klaʊdi/  
cold /kəʊld/  
degrees Celsius /diɡriːz selsiəs/  
dry /draɪ/  
foggy /ˈfɒɡi/  
freezing /ˈfriːzɪŋ/  
hail /heɪl/  
hailstorm /ˈheɪlstɔːm/  
heatwave /ˈhiːtweɪv/  
hot /hɒt/  
ice /aɪs/  
icicle /aɪskəl/  
lightning /ˈlaɪtnɪŋ/  
mist /mɪst/

puddle /ˈpʌdəl/  
rain /reɪn/  
raindrop /ˈreɪndrɒp/  
rainy /ˈreɪni/  
ray /reɪ/  
sky /skaɪ/  
snow /snəʊ/  
snowflake /ˈsnəʊfleɪk/  
snowy /ˈsnəʊi/  
sun /sʌn/  
sunny /ˈsʌni/  
temperature /ˈtemprətʃə/  
thermometer /θəˈmɪtə/  
thunderstorm /θʌndəˈstɔːm/  
weather /ˈweðə/  
weather conditions /ˈweðə  
kənɪdɪʃnz/  
weather forecast /ˈweðə fəˈkɑːst/  
weather forecaster /ˈweðə  
fəˈkɑːstə/  
wet /wet/  
wind /wɪnd/  
windy /ˈwɪndi/

### The Earth (p. 72-73)

Africa /æfrɪkə/  
Antarctica /æntɑːktɪkə/  
Asia /eɪʃə/  
Australia /əstreɪliə/  
climate /klaɪmət/  
continental /kɒntɪnəntəl/  
continents /kɒntɪnənts/  
desert /dezəft/  
earth /ɜːθ/  
east /iːst/  
equator /ɪkwetə/  
Europe /jʊərəp/  
mediterranean /ˌmedɪtəreɪniən/  
mountain /maʊntɪn/  
north /nɔːθ/  
North America /nɔːθ əmerɪkə/  
oceans /əʊʃnz/  
polar /pəʊlə/  
south /saʊθ/  
South America /saʊθ əmerɪkə/  
The Antarctic /ði æntɑːktɪk/  
The Arctic /ði ɑːktɪk/  
The Atlantic /ði ætlæntɪk/  
The Indian /ði ɪndiən/

The Pacific /ði pəsɪfɪk/  
tropical /trɒpɪkəl/  
tundra /ˈtʌndrə/  
west /west/

### The Landscape (p. 74-75)

bay /beɪ/  
beach /biːtʃ/  
cliff /klɪf/  
coast /kəʊst/  
drought /draʊt/  
earthquake /ɜːθkweɪk/  
flood /flʌd/  
forest /fɒrɪst/  
forest fire /fɒrɪst faɪə/  
hurricane /ˈhʌrɪkən/  
island /aɪlənd/  
lake /leɪk/  
landscape /ˈlændskeɪp/  
mountain range /maʊntɪn reɪndʒ/  
natural disasters /ˌnætʃərəl  
dɪzæstəz/  
natural features /ˌnætʃərəl fi:tʃəz/  
ocean /əʊʃn/  
peak /piːk/  
river /rɪvə/  
sand dunes /sænd djuːnz/  
tidal wave /taɪdəl weɪv/  
valley /væli/  
volcanic eruption /vɒklænɪk  
ɪrʌpʃn/  
waterfall /ˈwɔːtəfɔːl/

### The Solar System (p. 76-77)

Earth /ɜːθ/  
Jupiter /dʒuːpɪtə/  
Mars /mɑːz/  
Mercury /mɜːkjəri/  
moon /muːn/  
Neptune /neptjuːn/  
Pluto /pluːtəʊ/  
Saturn /sætɜːn/  
sun /sʌn/  
Uranus /jʊərənəs/  
Venus /vɪnəs/

## OUR TOWN

## Transport (p. 78-79)

aeroplane /æəreɪplæn/  
 airport /eə'pɔ:t/  
 ambulance /æmbjuləns/  
 bus /bʌs/  
 bus station /bʌs steɪʃən/  
 car /kɑ:/  
 car park /kɑ: pɑ:k/  
 caravan /kærəvæn/  
 coach /kəʊtʃ/  
 fire engine /faɪər endʒɪn/  
 helicopter /helɪkɒptə/  
 hot-air balloon /hɒt-eə bəlu:n/  
 hovercraft /hɒvə'krɑ:ft/  
 hydrofoil /haɪdrəfɔɪl/  
 lorry /lɒri/  
 motorbike /məʊtə'baɪk/  
 police car /pəli:s kɑ:/  
 port /pɔ:t/  
 ship /ʃɪp/  
 speed boat /spi:d bɔ:t/  
 train /treɪn/  
 tram /træm/  
 transport /træns'pɔ:t/  
 underground train /ʌndə'graʊnd  
 treɪn/

## On the Road (p. 80-81)

bonnet /bɒnɪt/  
 boot /bu:t/  
 bridge /brɪdʒ/  
 bus stop /bʌs stɒp/  
 corner /kɔ:'nə:/  
 engine /endʒɪn/  
 lamp post /læmp pəʊst/  
 lane /leɪn/  
 motorway /məʊtə'weɪ/  
 number plate /nʌmbə'pleɪt/  
 pavement /peɪvmənt/  
 pedestrian crossing /pɪ'destriən  
 krɒsɪŋ/  
 petrol pump /petrəl pʌmp/  
 petrol station /petrəl steɪʃən/  
 road /rəʊd/  
 road markings /rəʊd mɑ:kɪŋz/  
 road sign /rəʊd saɪn/  
 street /stri:t/

telephone box /telɪfəʊn bɒks/  
 traffic light /træfɪk laɪt/  
 traffic warden /træfɪk wɔ:dən/

## Main Street (p. 82-83)

baker /bækeɪ/  
 baker's /bækeɪ'z/  
 bank /bæŋk/  
 buildings /'bɪldɪŋz/  
 butcher /bʊtʃə/  
 butcher's /bʊtʃə'z/  
 cafe /kæfeɪ/  
 chemist /kemɪst/  
 chemist's /kemɪsts/  
 cinema /sɪnəmə:  
 city /sɪti/  
 communities /kəmju:nɪtɪz/  
 greengrocer /grɪŋgrəʊsə/  
 greengrocer's /grɪŋgrəʊsə'z/  
 gym /dʒɪm/  
 hospital /hɒspɪtəl/  
 hotel /həʊtel/  
 librarian /laɪbrəriən/  
 library /laɪbrəri/  
 newsagent /nju:zeɪdʒənt/  
 newsagent's /nju:zeɪdʒənts/  
 office building /ɒfɪs bɪldɪŋ/  
 post office /pəʊst ɒfɪs/  
 refuse collector /refjʊ:s kɔlektə/  
 shopping centre /ʃɒpɪŋ sentə/  
 shops /ʃɒps/  
 supermarket /su:pə'mɑ:kɪt/  
 theatre /θɪətə/  
 town /taʊn/  
 village /vɪlɪdʒ/

In a Shopping Centre  
(p. 84-85)

bookshop /bʊkʃɒp/  
 card shop /kɑ:d ʃɒp/  
 CD shop /si: di: ʃɒp/  
 clothes shop /kloʊðz ʃɒp/  
 escalator /eskeɪlətə/  
 fast food restaurant /fɑ:st fu:d  
 restərɒnt/  
 florist's /flɒrɪsts/  
 hairdresser's /heə'dreseɪz/  
 information desk /ɪnfə'meɪʃən desk/  
 jeweller's /dʒu:ələɪz/

lift /lɪft/  
 optician's /ɒptɪʃənɪz/  
 pet shop /pet ʃɒp/  
 phone booth /fəʊn bu:ð/  
 restaurant /restərɒnt/  
 shoe shop /ʃu: ʃɒp/  
 toy shop /tɔɪ ʃɒp/  
 travel agent's /trævəl eɪdʒənts/  
 video shop /vɪdɪəʊ ʃɒp/

## At the Clinic (p. 86-87)

bandage /bændɪdʒ/  
 blood /blʌd/  
 bruise /bru:z/  
 cast /kɑ:st/  
 clinic /kλɪnɪk/  
 cut /kʌt/  
 dentist /dentɪst/  
 doctor /dɒktə/  
 earache /ɪərəɪk/  
 first aid kit /fɜ:'st eɪd kɪt/  
 headache /hedəɪk/  
 injection /ɪndʒekʃən/  
 medical instruments /medɪkəl  
 ɪnstrəmənts/  
 medical problems /medɪkəl  
 prɒbləmz/  
 medical words /medɪkəl wɜ:'dɜ:  
 medicine /medɪsən/  
 nurse /nɜ:s/  
 patient /peɪʃənt/  
 people /pi:pəl/  
 pill /pɪl/  
 prescription /prɪskrɪpʃən/  
 receptionist /rɪsepʃənɪst/  
 sling /slɪŋ/  
 sore throat /sɔ: θrəʊt/  
 sticking plaster /stɪkɪŋ plɑ:stə/  
 stitches /stɪtʃɪz/  
 stomachache /stʌməkeɪk/  
 stretcher /stretʃə/  
 surgeon /sɜ:rdʒən/  
 temperature /temprətʃə/  
 thermometer /θə'mɒmɪtə/  
 toothache /tu:θəɪk/  
 wheelchair /'wi:lʃeə/  
 X-ray /eks-reɪ/

WORDS

Opposites (p. 88-89)

back /bæk/  
 bad /bæd/  
 big /big/  
 blunt /blʌnt/  
 bottom /bɒtəm/  
 cheap /tʃi:p/  
 clean /kli:n/  
 closed /kloʊzd/  
 cold /kəʊld/  
 dark /dɑ:k/  
 different /dɪfrənt/  
 difficult /dɪfɪkəlt/  
 dirty /dɜ:ti/  
 easy /i:zi/  
 empty /empti/  
 expensive /ɪkspensɪv/  
 false /fɔ:ls/  
 far /fɑ:/  
 fast /fɑ:st/  
 fat /fæt/  
 front /frʌnt/  
 full /fʊl/  
 good /gʊd/  
 hard /hɑ:d/  
 heavy /hevi/  
 here /hɪə/  
 high /haɪ/  
 hot /hɒt/  
 left /left/  
 light /laɪt/  
 long /lɒŋ/  
 low /ləʊ/  
 modern /mɒdə'n/  
 near /nɪə/  
 new /nju:/  
 noisy /nɔ:zi/  
 old /əʊld/  
 old-fashioned /əʊld-fæʃənd/  
 open /əʊpən/  
 quiet /kwaɪət/  
 right /raɪt/  
 rough /rʌf/  
 same /seɪm/  
 sharp /ʃɑ:p/  
 short /ʃɔ:t/  
 slow /sləʊ/

small /smɔ:l/  
 smooth /smu:ð/  
 soft /sɒft/  
 sour /saʊ/  
 strong /strɒŋ/  
 sweet /swi:t/  
 there /ðeə/  
 thin /θɪn/  
 top /tɒp/  
 true /tru:/  
 weak /wi:k/  
 wrong /rɒŋ/  
 young /jʌŋ/

At the Playground (p. 90-91)

above /ə'boʊ/  
 at the bottom of /ət ðə bɒtəm  
 əv/  
 at the top of /ət ðə tɒp əv/  
 behind /bɪ'haɪnd/  
 below /bɪ'ləʊ/  
 between /bɪ'twi:n/  
 box /bɒks/  
 climbing frame /klaɪmɪŋ freɪm/  
 in /ɪn/  
 in front of /ɪn frʌnt əv/  
 monkey frame /mʌŋki freɪm/  
 next to /nekst tə/  
 on /ɒn/  
 out /aʊt/  
 playground /pleɪgraʊnd/  
 rubbish bin /rʌbɪʃ bɪn/  
 slide /slaɪd/  
 swing /swɪŋ/  
 under /ʌndə/  
 wall /wɔ:l/

In the Maze (p. 92-93)

across /ə'krɒs/  
 along /ə'lɒŋ/  
 arch /ɑ:tʃ/  
 bench /bentʃ/  
 bridge /brɪdʒ/  
 down /daʊn/  
 entrance /entrəns/  
 exit /egzɪt/  
 fountain /faʊntɪn/  
 hill /hɪl/  
 into /ɪntə/

lake /leɪk/  
 maze /meɪz/  
 onto /ɒntə/  
 out of /aʊt əv/  
 over /əʊvə/  
 past /pɑ:st/  
 round /raʊnd/  
 statue /stætʃu/  
 through /θru:/  
 towards /təwɔ:rdz/  
 up /ʌp/  
 well /wel/

A Summer Camp (p. 94-95)

brush /brʌʃ/  
 clean /kli:n/  
 dream /dri:m/  
 drink /drɪŋk/  
 eat /i:t/  
 get dressed /get drest/  
 get up /get ʌp/  
 hang up /hæŋ ʌp/  
 lift /lɪft/  
 make the bed /meɪk ðə bed/  
 mop /mɒp/  
 open /əʊpən/  
 put away /pʊt əweɪ/  
 set the table /set ðə teɪbəl/  
 sit down /sɪt daʊn/  
 sleep /sli:p/  
 stand up /stænd ʌp/  
 stretch /stretʃ/  
 sweep /swi:p/  
 tie up /taɪ ʌp/  
 turn off /tɜ:n ɒf/  
 turn on /tɜ:n ɒn/  
 wake up /weɪk ʌp/  
 wash /wɒʃ/  
 wash up /wɒʃ ʌp/  
 yawn /jɔ:n/

A School Fair (p. 96-97)

buy /baɪ/  
 carry /kæri/  
 catch /kætʃ/  
 chase /tʃeɪs/  
 climb /klaɪm/  
 cycle /saɪkəl/

dig /dɪg/  
 drive /draɪv/  
 fall /fɔːl/  
 fight /faɪt/  
 give /gɪv/  
 hide /haɪd/  
 hit /hɪt/  
 hug /hʌg/  
 kick /kɪk/  
 kiss /kɪs/  
 laugh /lɑːf/  
 push /pʊʃ/  
 throw /θrəʊ/  
 water /wɔːtə/  
 wave /weɪv/  
 whisper /ˈwɪspə/

## FUN

### At the Beach (p. 98-99)

armbands /ɑːmbændz/  
 beach /biːtʃ/  
 beach ball /biːtʃ bɔːl/  
 beach mat /biːtʃ mət/  
 beach umbrella /biːtʃ ʌmbrelə/  
 beach volley /biːtʃ vɒli/  
 bucket /bʌkɪt/  
 cap /kæp/  
 cooler /kuːlə/  
 deckchair /dektʃeə/  
 diving mask /daɪvɪŋ mɑːsk/  
 flippers /flɪpəz/  
 goggles /gɒgʌlz/  
 life guard /laɪf ɡɑːd/  
 pebbles /pebʌlz/  
 rock /rɒk/  
 rubber dinghy /rʌbə dɪŋgi/  
 rubber ring /rʌbə rɪŋ/  
 sand /sænd/  
 sandcastle /sændkɑːsl/  
 shell /ʃel/  
 snorkel /snɔːkəl/  
 spade /speɪd/  
 sunglasses /sʌŋglɑːsɪz/  
 sunscreen /sʌnskriːn/  
 surfboard /sɜːfbɔːd/  
 waves /weɪvz/

### Leisure Time (p. 100-101)

audience /ɔːdiəns/  
 (at the) ballet /bæleɪ/  
 big wheel /bɪg ˈwiːl/  
 candyfloss /kændɪflɒs/  
 (at the) cinema /sɪnɪmə/  
 conductor /kɒndʌktə/  
 dancer /dɑːnsə/  
 dinosaur /daɪnəsɔː/  
 dodgems /dɒdʒəmz/  
 exhibit /ɪgzɪbɪt/  
 (at an) exhibition /eksɪbɪʃən/  
 fans /fænz/  
 film /fɪlm/  
 (at the) funfair /fʌnfɛə/  
 information /ɪnfəˈmeɪʃən/  
 merry-go-round /meri-gou-raʊnd/  
 museum /mjuːziəm/  
 (at the) natural science museum  
 /nætʃərəl saɪəns mjuːziəm/  
 orchestra /ɔːkɪstrə/  
 painting /peɪntɪŋ/  
 play /pleɪ/  
 roller-coaster /rɒləʊ-kəʊstə/  
 screen /skriːn/  
 sculpture /skʌlptʃə/  
 (at a) sports event /spɔːts ɪvent/  
 stage /steɪdʒ/  
 team /tiːm/  
 (at the) theatre /θiːətə/  
 usher /ʌʃə/  
 (at the) zoo /zuː/  
 zookeeper /zuːki:pə/

### Home Entertainment (p. 102-103)

adventure /ədventʃə/  
 cartoon /kɑːtuːn/  
 children's programme /tʃɪldrənz  
 prəʊgræm/  
 comedy /kɒmədi/  
 documentary /dɒkjəmentri/  
 films /fɪlmz/  
 game show /geɪm ʃəʊ/  
 horror /hɒrə/  
 interview /ɪntəˈvjuː/  
 music /mjuzɪk/  
 mystery /mɪstəri/  
 radio /reɪdiəʊ/

radio programmes /reɪdiəʊ  
 prəʊgræmz/  
 remote control /rɪməʊt kɒntroʊl/  
 romance /rɒməns/  
 science fiction /saɪəns fɪkʃən/  
 sitcom /sɪtkɒm/  
 soap opera /səʊp ɒpərə/  
 talk show /tɔːk ʃəʊ/  
 the news /ðənjuːz/  
 TV guide /tiː viː gaɪd/  
 TV programmes /tiː viː  
 prəʊgræmz/  
 western /westən/

### Fairy Tales (p. 104-105)

alien /eɪliən/  
 armour /ɑːmə/  
 broomstick /bruːmstɪk/  
 castle /kɑːsl/  
 cauldron /kɔːldrɒn/  
 characters /kærɪktəz/  
 crown /kraʊn/  
 dragon /dræɡən/  
 fairy /feəri/  
 genie /dʒiːni/  
 ghost /ɡəʊst/  
 giant /dʒaɪənt/  
 king /kɪŋ/  
 knight /naɪt/  
 lamp /læmp/  
 mermaid /mɜːmeɪd/  
 moat /məʊt/  
 monster /mɒnstə/  
 pirate /paɪrət/  
 places /pleɪsɪz/  
 prince /prɪns/  
 princess /prɪnsɪs/  
 queen /kwɪn/  
 shield /ʃɪld/  
 skeleton /skelɪtən/  
 spaceship /speɪsɪp/  
 sword /sɔːd/  
 things /θɪŋz/  
 treasure /treʒə/  
 vampire /væmpaɪə/  
 wand /wɒnd/  
 witch /wɪtʃ/  
 wizard /wɪzəd/

# THE EXPRESS PICTURE DICTIONARY

for young learners

*The Express Picture Dictionary for young learners* is a beautifully illustrated, fun-to-use dictionary, designed to present and consolidate basic vocabulary. It can be used both in class as supplementary material for young learners or beginners and at home as a self study kit.

## Key Features

- ◆ 12 topic-based modules, consisting of 3-5 units each, relate to the home, school and everyday environments of students.
- ◆ Clear and lively presentation of vocabulary on fully illustrated double page spreads.
- ◆ Emphasis on everyday words, collocations and expressions to help students develop a feeling for the English language.
- ◆ Oral tasks and games to motivate students to practise pronunciation and to use the words in context.
- ◆ 24 topic-related and fun-to-learn traditional and original songs.
- ◆ Wide variety of exercises, listening tasks, puzzles and wordsearches to stimulate students' imagination and consolidate the vocabulary presented.

## Components

- ◆ The Express Picture Dictionary for young learners
- ◆ The Express Picture Dictionary for young learners Activity Book
- ◆ The Express Picture Dictionary for young learners Activity Book (Teacher's Book)
- ◆ The Express Picture Dictionary for young learners Cassettes/Audio CDs
- ◆ The Express Picture Dictionary for young learners Activity Book Cassette/Audio CD



Express Publishing

The Express Picture Dictionary  
for young learners  
ISBN 1-84216-609-3  
Express Publishing