



Skills
Booster

FUN with Grade 1 Reading

Tear - Out
Pages



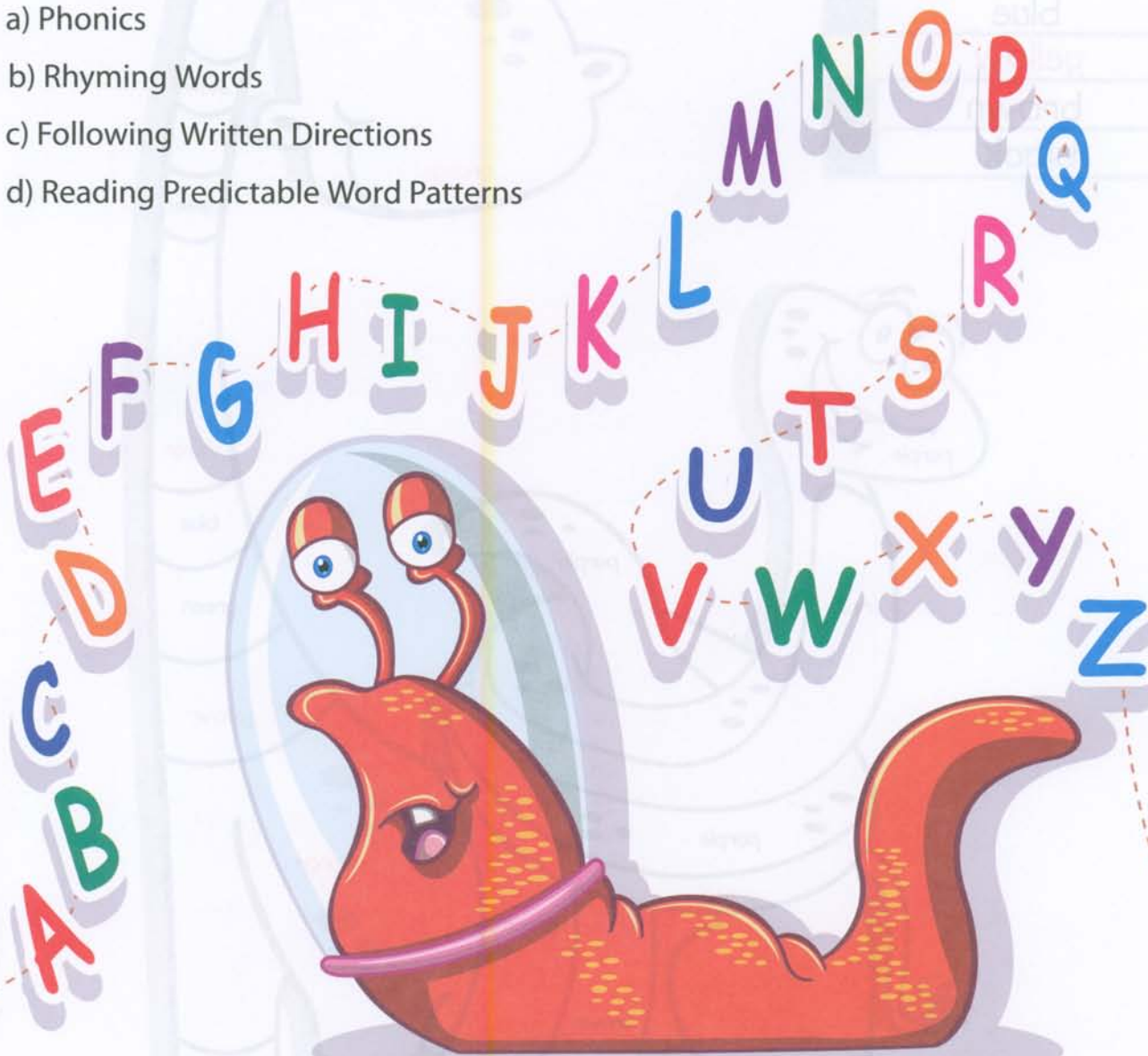
FUN TO LEARN AND DO!

Content Development by Demetra Georgopoulos
DESIGNED TO REINFORCE ESSENTIAL READING SKILLS

GRADE 1

By completing this workbook your child will gain systematic practice in the following reading concepts:

- a) Phonics
- b) Rhyming Words
- c) Following Written Directions
- d) Reading Predictable Word Patterns



All rights reserved. No part of this publication may be reproduced, stored in a retrieval system or transmitted, in any form or by any means without the prior written permission of the publisher.




Color Words



a. Use the color key to color the picture.

red	
purple	
green	
orange	
blue	
yellow	
brown	
black	




Color the Picture

a. Say the name of the things you see in the picture. Follow the directions and color.

Directions:

1. Color the alligator green.
2. Color the small frog pink.
3. Color the owl brown.
4. Color the baby duck red.
5. Color the sun yellow.
6. Color the bear orange.





Short **a**

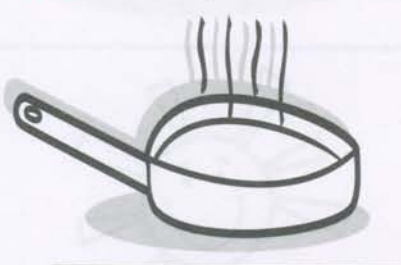


Do you see the cat?



It is on the mat.

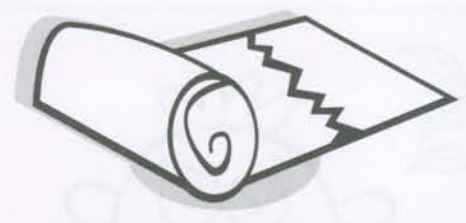
a. Trace and practice reading each word.




pan




cat



mat



cap



van



man

b. Read and color.

The **pan** is green.



The **cap** is yellow.



The **cat** is orange.



The **van** is red.



The **mat** is brown.



The **man** is pink.





Short e



Do you see the egg?



It is in the nest.

a. Trace and practice reading each word.



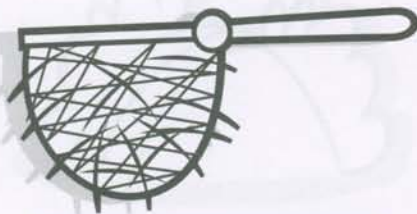
jet



bed



egg



net



nest



web

b. Read and color.

The **jet** is green.



The **net** is orange.



The **bed** is red.



The **nest** is brown.



The **egg** is blue.



The **web** is black.



Short


i

Do you see the fish?



It is on the dish.

a. Trace and practice reading each word.



fish



mitt



milk



pin



dish



can

b. Read and color.

The **fish** is blue.



The **pin** is green.



The **mitt** is red.



The **dish** is yellow.



The **milk** is orange.



The **hill** is brown.





Short




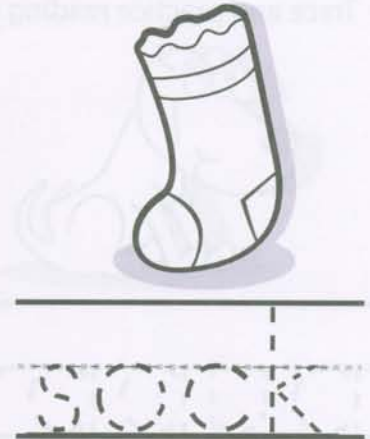
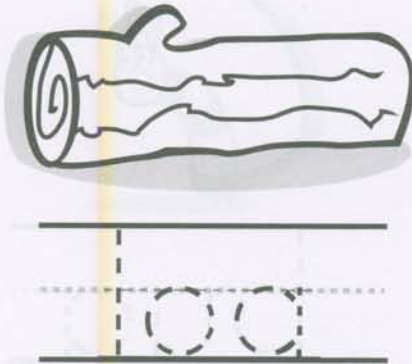


Do you see the frog?



It is on the log.

a. Trace and practice reading each word.



b. Read and color.

The **frog** is green.



The **doll** is purple.



The **log** is brown.



The **dog** is black.



The **sock** is orange.



The **fox** is red.





Short **u**



Do you see the puppy?



It is on the rug.

a. Trace and practice reading each word.



puppy



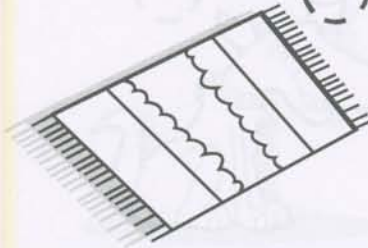
bug



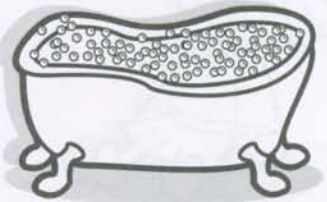
jug



sun



rug



tub

b. Read and color.

The **puppy** is pink.



The **sun** is yellow.



The **bug** is red.



The **rug** is orange.



The **jug** is blue.



The **tub** is purple.





Coloring Fun



a. Follow the directions and color.

Use the color key to color the picture.

Color the words with a short **a** sound

red



Color the words with a short **e** sound

blue



Color the words with a short **i** sound

pink



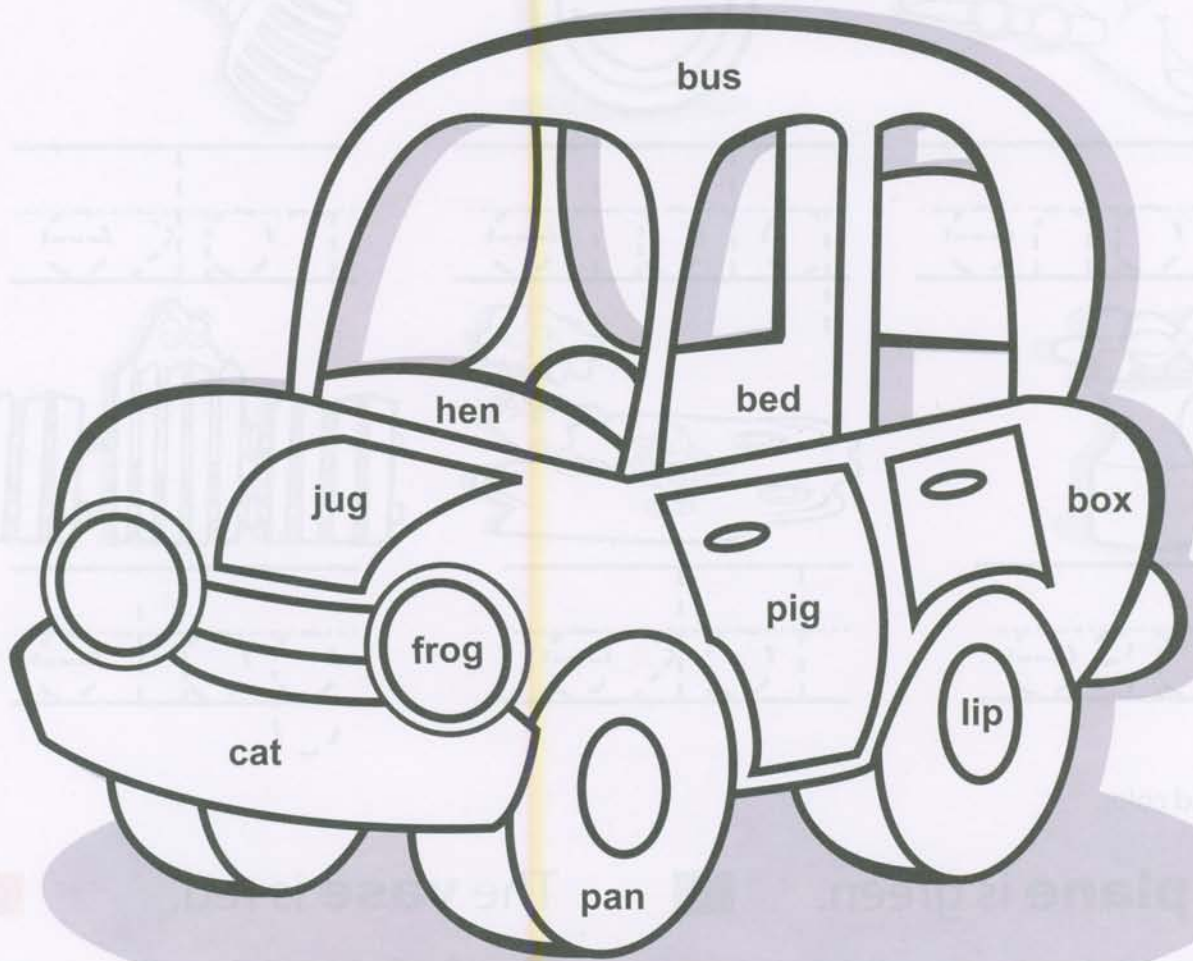
Color the words with a short **o** sound

yellow



Color the words with a short **u** sound

orange




Long Vowel **A**



When there is an **e** at the end of a word, it makes the vowel say its name.



a. Trace and practice reading each word.



plane




plate



rake



vase



lake



gate

b. Read and color.

The **plane** is green.



The **vase** is red.



The **plate** is orange.



The **lake** is blue.



The **rake** is brown.



The **gate** is yellow.



Long Vowel **E**

E
E
E

When there is an **e** at the end of a word, it makes the vowel say its name.




a. Trace and practice reading each word.



ear

tree

leaf



bee

seal

seed

b. Read and color.

The **ear** is pink.   The **bee** is yellow. 

The **tree** is brown.   The **seal** is blue. 

The **leaf** is green.   The **seed** is red. 

Long Vowel **I**

I
I
I

When there is an **e** at the end of a word, it makes the vowel say it's name.




a. Trace and practice reading each word.



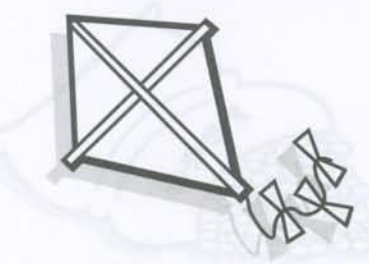
vine



tie




pie



kite



fire



bike

b. Read and color.

The **vine** is brown.



The **kite** is yellow.



The **tie** is purple.



The **fire** is red.



The **pie** is orange.



The **bike** is pink.



Long Vowel **O**



When there is an **e** at the end of a word, it makes the vowel say it's name.



a. Trace and practice reading each word.



rose



rope



hose



nose



bone



robe

b. Read and color.

- The **rose** is red. The **nose** is brown.
- The **rope** is yellow. The **bone** is pink.
- The **hose** is orange. The **robe** is green.

Long Vowel **U**

U
U
U

When there is an **e** at the end of a word, it makes the vowel say its name.




a. Trace and practice reading each word.



tube




lute



mule



cube



flute



tune

b. Read and color.

The **tube** is black.



The **cube** is red.



The **lute** is yellow.



The **flute** is blue.



The **mule** is brown.



The **tune** is green.



Coloring Fun



a. Follow the directions and color.

Use the color key to color the picture.

Color the words with a long **A** sound

Color the words with a long **E** sound

Color the words with a long **I** sound

Color the words with a long **O** sound

Color the words with a long **U** sound

orange



green




yellow



pink



red



Match the Blends




a. Say the name of each picture. Color the picture that has the same beginning blend.



clock



cat





club



glue

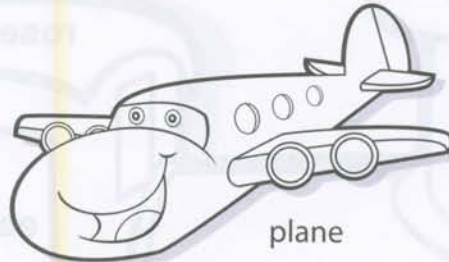
glove



goat



plant



plane



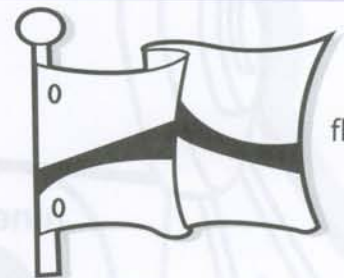
puppy



fly



fish




flag



blouse



bat



block


Match the Blends



a. Say the name of each picture. Color the picture that has the same beginning blend.

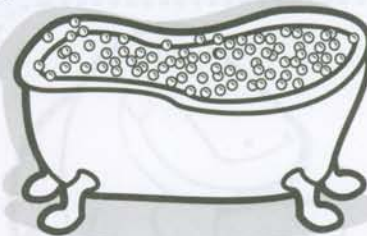


truck



train

tub



dress




doll

drum



snail



snake




sun



fruit



frog



fish



star

stamp



sofa



Beginning Digraphs: ch, sh, th



a. Say the name of each picture. Circle the correct beginning digraph.



ch sh th



ch sh th



ch sh th



ch sh th



ch sh th



ch sh th

b. Read and color.

The **shark** is grey.



The **thumb** is pink.



The **cheese** is yellow.



The **church** is red.



The **three** is blue.



The **ship** is orange.





Ending Digraphs: ch, sh, th




a. Say the name of each picture. Circle the correct ending digraph.



ch sh th



ch sh th



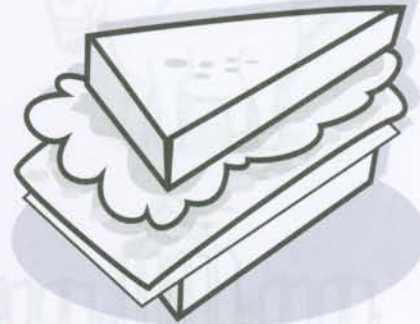
ch sh th



ch sh th



ch sh th



ch sh th

b. Read and color.

The **peach** is orange.



The **dish** is green.



The **tooth** is brown.



The **church** is pink.



The **fish** is blue.




The **sandwich** is red.



Rhyming Time

a. Draw lines to match the rhyming words.



b. Read and color.

The **sock** is orange.



The **nose** is brown.



The **goat** is grey.



The **plate** is green.



The **rose** is pink.



The **boat** is yellow.



The **gate** is blue.



The **clock** is red.





Rhyming Time



a. Draw lines to match the rhyming words.



b. Read and color.

The **mouse** is grey.



The **cat** is orange.



The **jet** is red.



The **tire** is brown.



The **hat** is pink.



The **house** is green.



The **fire** is yellow.



The **net** is black.





What do you see?



a. Match the sentence to the correct picture.

I see a dog.

I see a cat.

I see a fish.

I see a bird.



b. What do you see? Draw your own picture.

I see a

The cat is orange.

The fire is brown.

The mouse is green.

The net is black.

The mouse is grey.

The jet is red.

The hat is pink.

The fire is yellow.



Match Up



a. Circle the correct sentence that tells what the picture is about.



The cat is on the table. **or** The cat is under the table.



The dog is on the bed. **or** The dog is under the bed.



The fish is in the bowl. **or** The fish is out of the bowl.

Do you have a pet?
What makes your pet special?





Get Ready For Bed



a. Match the sentence to the correct picture. Draw a line to the correct picture.

I put on my pajamas.



I brush my teeth.



I go to sleep.



I read a story.



Winter Time



a. Match the sentence to the correct picture. Draw a line to the correct picture.

I put on my hat.
My hat is blue.



I put on my mittens.
My mittens are green.




I put on my snowsuit.
My snowsuit is red.



Peanut Butter and Jam Sandwich

a. Read the recipe.

Get two pieces of bread.



Put some peanut butter on one piece of bread.



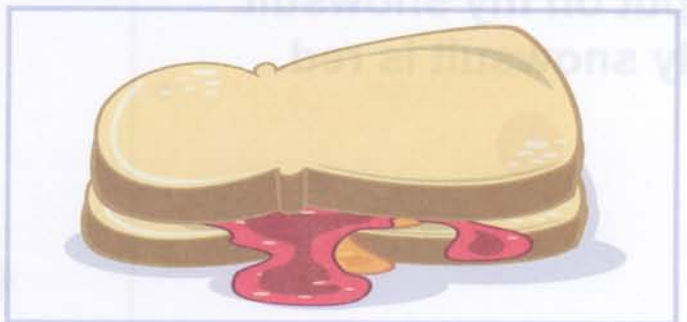
Put some jam on the peanut butter.



Put the other piece of bread on top.



Eat the peanut butter sandwich.




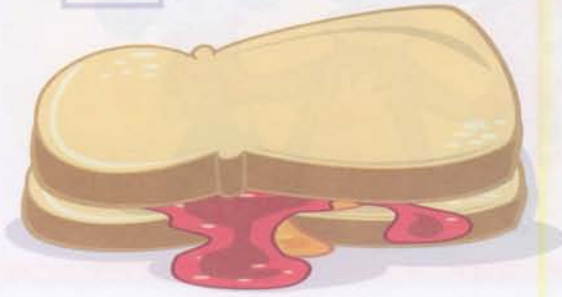



Sequencing Fun



a. Recipe reminder.

Help me remember how to make a peanut butter and jam sandwich!
Number the steps from one to five to show how to make a peanut butter and jam sandwich!





Play Time



a. Match the sentence to the correct picture. Draw a line to the correct picture.


**“I want to play ball”,
said the dog.**



**“I want to play dolls”,
said the cat.**



**“I want to play dressup”,
said the fish.**





Real or Make Believe?




a. Look at the pictures. Color the pictures that could be real.



This is a dog reading.

This is a bird eating a worm.



This is a talking tree.



What am I?



a. Match the correct description to each picture.



I am red.
I live in the ocean.



I am green.
I live in a pond.



I am yellow.
I live in the sky.



I am orange.
I live in a log.






Following Directions



a. Follow the directions to complete the picture.

Directions:

1. Color the dinosaur green.
2. Color the small dinosaur blue.
3. Color the sun in the sky.
4. Draw three flowers.
5. Color the volcano red.
6. Draw two clouds.




Following Directions

a. Follow the directions to complete the picture.

Directions:

1. Color the big truck red.
2. Color the small car purple.
3. Draw a sun in the sky.
4. Draw three stick people.
5. Color the buildings orange.
6. Draw three clouds.



Color Word Search



a. Find the color words.

r e d g j p b
g r e e n u r
y o s p b r o
e v z i k p w
l b m n u l n
l l w k p e g
o u b l a c k
w e r m a n b
o r a n g e l

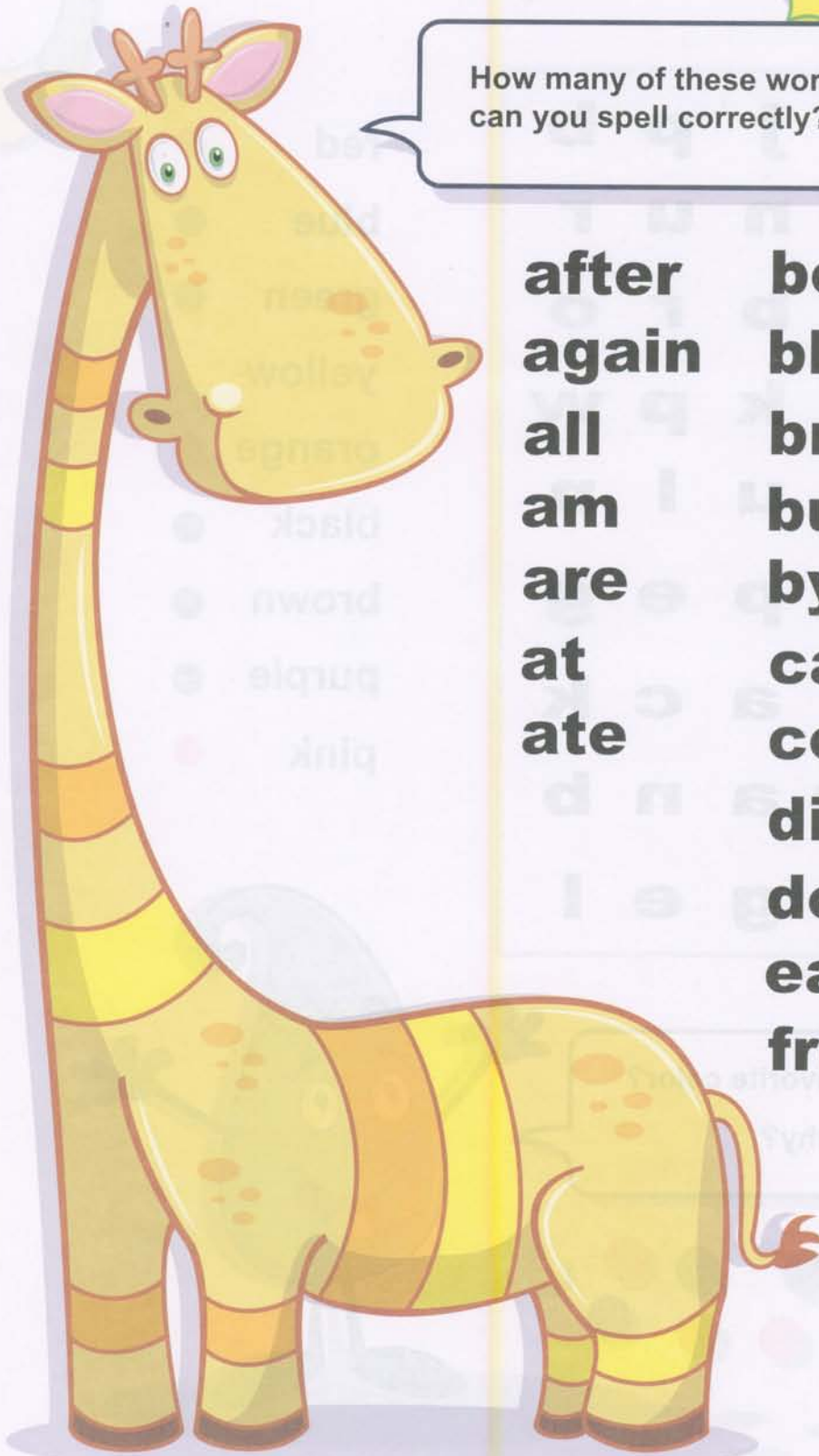
- red ●
- blue ●
- green ●
- yellow ●
- orange ●
- black ●
- brown ●
- purple ●
- pink ●

What is your favorite color?
Tell why?



Everyday Words

a. Practice reading these word out loud.



How many of these words
can you spell correctly?

after	be	get
again	black	give
all	brown	going
am	but	good
are	by	have
at	came	he
ate	could	her
	did	him
	do	I
	eat	into
	from	just
		know
		like
		must

Everyday Words

a. Practice reading these word out loud.

new

no

now

on

our

out

play

please

pretty

ran

red

saw

say

she

so

some

soon

stop

take

that

them

then

there

they

this

too

under

want

was

well

went

what

where

when

white

who

will


with

yes

you



How many of these words
can you spell correctly?





Certificate of Completion.

Well Done!



Name: _____



ABCDEFGHIJKLMNOPQRSTUVWXYZ

**Tear - Out
Pages**

FUN with Reading

Grade 1

DESIGNED TO REINFORCE ESSENTIAL READING SKILLS!

By completing this workbook your child will gain systematic practice in the following reading concepts:

- Phonics
- Rhyming Words
- Following Written Directions
- Reading Predictable Word Patterns







Beaver Books Publishing strives to provide the best educational products that combine proven educational methods, and an exciting format to make learning fun for children everywhere. We are equally devoted to ensuring that our products are affordable for all families who wish to support their child's education.

Keep on the lookout for more exciting Beaver Books Products like this one and enjoy hours of inspired learning at home or at school.



More Beaver Books



Many more Beaver Books coming soon!

876987

ISBN 1-897280-09-2



9 781897 280096

64

Printed in China
Imprimé en Chine

www.beaverbooks.ca

Can \$4.99 / USA \$3.99